

BIORESONANCE ACCORDING TO PAUL SCHMIDT

PRODUCT INFORMATION FOR WELLNESS / WELL-BEING



Table of Contents

BIORESONANCE FOR WELLNESS / WELL-BEING	6
RAYOCOMP PS 1000 POLAR 4.0	8
Highlights des Rayocomp PS 1000 polar 4.0	9
Scope of delivery of the Rayocomp PS 1000 polar 4.0	10
Rayocomp PS 1000 polar 4.0 - The Modules	10
Harmony with music and sounds of nature	10
Acupuncture Oscillation Therapy	10
Client management for up to 250 clients	10
Client management for up to 1000 clients	10
Memory management of up to 50 personalised programs	10
Rayocomp PS 1000 polar 4.0 - The Modules	11
Memory management up to 99 own programs	11
Programs developed by Dr. Elmar Ulrich	11
8 special programs	11
Rayonex Analysis and Harmonising System	11
Rayoscan FOR THE Rayocomp PS 1000 polar 4.0	11
Rayocomp PS 1000 polar 4.0 - The Modules	12
B.A.T. according to Manfred Denecke®	12
Rayocomp PS 1000 polar 4.0 - The Modules	13
Battery for the Rayocomp PS 1000 polar 4.0	13
We recommend the following accessories for the Rayocomp PS 1000 polar 4.0	13
Acute programs of the B.A.T. according to Manfred Denecke®	13
Rayocomp PS 1000 polar 4.0 Complete	14
Scope of delivery of the Rayocomp PS 1000 polar 4.0 Complete	15
Rayocomp PS 1000 polar 4.0 Complete Premium	16
Scope of delivery of the Rayocomp PS 1000 polar 4.0 Complete Premium	17
RAYOCOMP PS 10	18
Rayocomp PS 10 Evolution	18
Highlights of the new Rayocomp PS 10 Evolution	19
Scope of delivery of the Rayocomp PS 10 Evolution	19
Rayocomp PS 10 Evolution - The Modules	19
Setup precision of 0.05	19
54 harmonising programs	19
Rayocomp PS 10 Evolution - The Modules	20
Acupuncture Oscillation Therapy	20
Programmes according to Dr. Ulrich	20
Special programs	20

Please note: Irrespective of the breadth of information, advice and problem-solving approaches provided hereby and resulting from over 35 years of experience, it cannot replace the visit to a practitioner of alternative medicine or a physician with an interest in naturopathy. Further, please note that traditional orthodox medicine does not accept or even recognise the effects of bioenergetic oscillations.



Test programs	20
RAH module M7 for building biology	20
RAH module M8 main programs	20
RAH module M9 Harmonising programs	21
RAH module M10 for Analysis and Harmonisation	21
We recommend the following accessories for the Rayocomp PS 10 Evolution	21
Rayocomp PS 10 basic	22
Highlights of the new Rayocomp PS 10 basic	23
Scope of delivery of the Rayocomp PS 10 basic	23
We recommend the following accessories for the Rayocomp PS 10 basic	23
Rayocomp PS 10 Complete-Edition	24
Highlights of the new Rayocomp PS 10 Complete	25
Scope of delivery of the Rayocomp PS 10 Complete	25
We recommend the following accessories for the Rayocomp PS 10 Complete	25
Rayocomp PS 10 Edition 35	26
Highlights der Rayocomp PS 10 Edition 35	27
Scope of delivery of the Rayocomp PS 10 Edition 35	27
We recommend the following accessories for the Rayocomp PS 10 Edition 35	27
Rayocomp PS 10 B.A.T. acute according to M. Denecke®	28
Highlights of the new Rayocomp PS 10 B.A.T.-Acute according to M. Denecke®	29
Scope of delivery of the Rayocomp PS 10 B.A.T.-Acute according to M. Denecke®	29
The Rayocomp PS 10 B.A.T-Acute according to M. Denecke® - The module	30
We recommend the following accessories for the Rayocomp PS 10 B.A.T.-Acute according to M. Denecke®	30

Table of Contents

OUR ACCESSORIES 31

Protective detector with 1.5 m connection cable.....	31
Pointed detector with 1.5 m connection cable.....	32
Spherical detector with 1.5 m connection cable.....	32
Hand detectors (2 pc.) with 1.0 m connection cable.....	33
Foot detector (2 pc.) with 1.5 m connection cable.....	33
Fabric detectors.....	34
Pillowcase 80 cm x 80 cm.....	35
Fitted sheet.....	35
Blanket 2.0 m x 1.80 m.....	35
Hood.....	36
Additional detector for hood.....	36
Chest and abdominal cavity 1.5 m x 0.50 m.....	36
Mitten.....	37
Sock.....	37
Fabric detector: 30 cm long,.....	37
Fabric detector: 50 cm long,.....	38
Fabric detector: 70 cm long,.....	38
Fabric detector: 22 cm x 17 cm.....	38
Rayotensor.....	39
Rayotensor with wooden handle,.....	39
Rayotensor with wooden handle in protection tube / in wooden case.....	39
Ball bearing Rayotensor with wooden handle and case.....	40
Holder for Rayotensor.....	40
Spare spring wires.....	41
Rayotensor extension cable.....	41
Memory card set - empty.....	42
RAH "Green Card".....	43
Protective cup with 1.0 m connection cable.....	44
Measuring cup with 1.0 m connection cable.....	44
Rayoscan pads.....	45
Rayotabs lactose tablets.....	46
Treatment chair with eco-leather cushion, solid beech.....	47
Table made from solid beech.....	48

TEST KITS AND EMPTY AMPOULES 49

Overview of test kits.....	49
Complete test kit.....	50
Ampoule holder.....	50
100 empty ampoules for solid substances.....	50
100 empty ampoules for liquids.....	50
G Global test set.....	51
Cause test kit containing 442 ampoules without case and with ampoule holders.....	51
Cause test set with 442 ampoules in a STORAGE BOX of natural wood solid beech.....	51
STORAGE BOX from natural wood solid beech.....	52

Table of Contents

Single ampoules bacteria A - Z	52
Single ampoules Viruses A - Z	54
Single ampoules Parasites A - Z	55
Single ampoules Fungi A - Z	56
Single ampoules Other A - Z	57
CONNECTING LINKS	58
Connecting links	58
BIOFIELD-FORMING DEVICES	59
MINI-Rayonex	60
ELO-Rayex	61
CAR-Rayex	62
HF-Rayex	63
Collection	63
Duplex and Rayonators	64
Rayonator with special adjustment	64
Allergen Transfer Rayonator	65
Chakra-Rayonator	65
E-Smog Rayonator II with 0.2 m connection cable	66
E-Smog Rayonator II with grounding cable	66
High-frequency Rayonator III with 0.2 m connection cable	66
High-frequency Rayonator III with grounding cable	67
Duplex III large, with earthing cable	67
Duplex IV	68
Duplex IV professional	69
FOOD SUPPLEMENTS	70
Rayo®-Pure	71
Rayobase®	72
Rayobase® capsules	73
Rayovita®	73
RayoFlora®	75
Rayosole®plus, 100 g	76
Rayosole®plus, 1000 g	76
Rayosole®plus, 3000 g	77
Rayosole®plus Set	77
Rayosole®plus, storage jar	77
100 pH sticks	78
Hinged tin Rayobase	78
Rayonex dietary supplements test set	78
TRAINING AS CERTIFIED BIORESONANCE THERAPIST ACCORDING TO PAUL SCHMIDT . . .	79



Bioresonance for Wellness /

Bioresonance according to Paul Schmidt has a very broad field of application, whether in human medicine, veterinary medicine, TCM, building biology or in the wellness/well-being sector. Now you would be justified in asking where the borderline between a medical device and a wellness device runs with all the various applications. A small but very illustrative example will explain this: Everyone is familiar with the use of a grain cushion. You heat it in the oven and then place it on the tense muscle area. If the manufacturer of the grain cushion says that it is suitable for treating neck ache, then the claim that it can treat an ailment turns it into a medical product that has to be approved. If the manufacturer says the

cushion is for your well-being, it does not require approval as a medical product.

Now bioresonance according to Paul Schmidt pursues the goal of increasing the well-being of the organism by determining and harmonising resonance frequencies. Particularly range value testing during which all the relevant resonance frequencies of the organism of humans and animals are identified and subsequently harmonised is highly efficient and requires no claims to treating ailments.

Both the Rayocomp PS 1000 polar 4.0 and the Rayocomp PS 10 can thus be employed as wellness



Well-being

products – or more strictly as non-medical products. For this reason, the devices that can be ordered in the category wellness/well-being are non-medical products. As a doctor or a non-medical practitioner in Germany has the free choice of the equipment used in his medical practice, he can use these non-medical products in practice with confidence – and always safe in the knowledge that the device would also meet the requirements for a medical product.

The same applies to private persons using the devices in either the human or the veterinary sector. Thousands of devices based on bioresonance according to Paul Schmidt are in private use at home. More and more

therapists are also discovering the possibility of providing additional therapy for their clients using devices based on bioresonance according to Paul Schmidt.

Furthermore, Rayonex Biomedical GmbH offers an extensive range of accessories, such as detectors, memory cards, variable device software through to dietary supplements and biofield-forming devices developed and tested using bioresonance according to Paul Schmidt. Equally to be recommended is the extensive range of training and further qualification possibilities in lectures, seminars, congresses, webinars, Facebook groups or in the Rayonex Wiki that can be found online 24 hours a day.

Medical products and non-medical products are available, depending on the field of application of the bioresonance devices. For medical applications, bioresonance according to Paul Schmidt is supported accordingly by approved medical devices, such as the Rayocomp PS 1000 polar 4.0 med. That is not necessary for applications in veterinary medicine, in traditional Chinese medicine, in building biology or even in the field of wellness / well-being. Non-medical devices are available for these applications. Only the suffix med. indicates approved medical devices here; all other suffixes, e.g. VET, TCM, BB, designate non-medical devices.

Rayocomp PS 1000 polar 4.0



The Rayocomp PS 1000 polar 4.0 is the high-end bioresonance device from Rayonex Biomedical GmbH for use in the wellness and well-being sector. The term wellness or well-being encompasses various methods and treatments which can enhance a person's physical fitness, mental agility and spiritual resilience. Holistic well-being and an increased quality of life are the goals of all the applications.

Holistic well-being feels really good, particularly when it allows the individual performance and personal charisma to be noticeably increased and improved.

The Rayocomp PS 1000 polar 4.0 supports every user quite individually on the road to holistic well-being with an energy-based frequency test. Just as sunlight (nothing other than a frequency spectrum) tans our skin by allowing pigments to form or activating the vitamin D metabolism, there are a large number of other frequencies that are able to support the body's energy regulation mechanisms that are ultimately necessary for holistic well-being.

With an individual energy-based frequency test, the Rayocomp PS 1000 polar 4.0 identifies exactly the frequency ranges required to harmonise the body's own energy. The "energy fingerprint" obtained in this way comprises basis frequency values that can be allocated to the physical, energy and mental levels in the organism.

Further detailed energy frequency tests related to environmental stresses or e.g. the influence of electrosmog or geopathic stresses are possible with the Rayocomp PS 1000 polar 4.0.

With its complex analysis functions, the Rayocomp PS 1000 polar 4.0 offers the ideal basis for targeted energy harmonisation in the organism that can ultimately contribute to holistic well-being.

As the wellness / well-being sector does not belong to the classic school medicine, the Rayocomp PS 1000 polar 4.0 is not recognised by the regulatory authorities and is therefore considered a non-medical device, even though it would satisfy all the tests for a medical device.

The development of the new Rayocomp PS 1000 polar 4.0 represents a real evolution in bioresonance according to Paul Schmidt. Costs of around EUR 3.5 million have been invested in the development of this new device. The Rayocomp PS 1000 polar 4.0 can enable an energy-based holistic well-being to be promoted. Software modules have been developed specially for the Rayocomp PS 1000 polar with which low-energy frequency ranges of the physical, energy and mental level of the organism can be identified and harmonised.

Highlights des Rayocomp PS 1000 polar 4.0

✓ High-speed RAH for analysis

No RAH program takes longer than 1 second before it can be used for the analysis of a building biology RAH program. That saves the user a huge amount of time.

✓ Dipole antenna system approx. 20% faster

The speed of the dipole antenna system inside the device can be increased by 20%. This saves even more time during the analyse.

✓ Integrated rechargeable battery as a comfort function

The new Rayocomp PS 1000 polar 4.0 contains a rechargeable battery as standard comfort function. It serves as a UPS (uninterruptible power supply), which allows the device to keep working even if the power fails.

✓ Option to update via the Internet

Users of the device can benefit from the latest developments faster than ever before because the device can be automatically updated via the Internet. The device automatically dials into the Rayonex server in Lennestadt, Germany, when instructed to do so. It downloads and installs the latest software so that the new features become available after restart. Maintenance software installed on each device enables our engineers to connect to your device (of course only if you want them to) for service work or even to repair it, if necessary. You can also receive training via the Internet. And now for the next highlight: You can use the Rayocomp PS 1000 polar 4.0 to update the smaller portable device, the Rayocomp PS 10 with the latest software. The new 4.0 features allow you to use the latest developments a lot faster than ever before.

✓ Printer diversity and PDF printing

The Rayocomp PS 1000 polar 4.0 now features three universal drivers (Epson, Canon and HP), which means that it can be directly connected to a wide variety of printers. One of the new features of the Rayocomp PS 1000 polar 4.0 is the option of creating a PDF instead of printing on paper. This is particularly useful when you want to email something to clients or digitally file away documents.

✓ Adjusting background colours

The new PS 1000 polar 4.0 allows you to match the background colours of the display to the colours in your practice. In this way, the colour of the device blends in perfectly to your practice.

✓ Integration of training videos

The most important features of the Rayocomp PS 1000 polar 4.0 are explained in an understandable manner in the built-in training videos. These can be watched on the device's display. When new training videos become available, they can be easily integrated by an Internet update.

✓ Using the device in other languages

In addition to German, English, French, Italian, Spanish and Dutch, Chinese (simplified and traditional), Japanese, Russian and Hebrew language modules can now also be selected. This enhances the global use of the device and of course provides us with feedback from around the world, which in turn benefits all users.

✓ Made in Germany

All Rayocomp PS 1000 polar 4.0 and the portable Rayocomp PS 10 were developed and manufactured in Germany, in a community called Lennestadt.

✓ The internal components of the new device

All of the hardware components used in the Rayocomp PS 1000 polar 4.0 comply with the industry standard, but not the consumer standard. This means that all of the device's components are of the highest, most robust quality.

Despite all the innovations, the benefits for the predecessor model have naturally been retained:

- ✓ Bioresonance according to Paul Schmidt
- ✓ Visualisation on the display
- ✓ Client administration with an extensive memory function (art. 46030 / 46040)
- ✓ RAH Expert system (art. 46085)
- ✓ Modular software design (BWYN – buy what you need) for maximum customisation and low cost
- ✓ Purchase, rental and leasing options

Scope of delivery of the Rayocomp PS 1000 polar 4.0

Art. no. 40425:

- Manual
- Book: Bioresonance according to Paul Schmidt, art. 676
- Integrated polariser
- Memory management of up to 5 personalised programs
- Client management for up to 10 clients
- 54 integrated harmonising programs
- Update module with WLAN antenna and base
- Update cable for Rayocomp PS 10
- Power supply/charger
- Measuring cup with cover
- Protection cup with cover
- Battery for short-term protection in case of power failure
- USB stick for PDF printing
- DVI-HDMI adapter
- DVI-VGA adapter
- Case in trolley version
- Packaging board

Of course, you will be extensively introduced to the operation and use of the device by your distributor.

Rayocomp PS 1000 polar 4.0 - The Modules

HARMONY WITH MUSIC AND SOUNDS OF NATURE



A different music title has been developed for each of the 54 integrated therapy programs on the new Rayocomp PS 1000 polar 4.0. These consist of both classical music and sounds of nature. You can use the music to put the client in the right mood for the therapy session. Or it can be used during harmonisation, by adding the appropriate acoustic oscillations to the music, which the client then listens to through the headphones.

ACUPUNCTURE OSCILLATION THERAPY



This module allows the user to carry out a quick test of acupuncture meridians. The relevant meridian pairs required for harmonisation can then be selected based on the results of the test. Also, every single point of a meridian can be examined with the aid of a graphic display and harmonised.

If you have enabled the Rayoscan as a software module in your Rayocomp PS 1000 polar 4.0, the automatic measurement and analysis of the meridians and meridian points is also available to you with the activation of the module for acupuncture oscillation therapy. The Rayoscan provides not only the meridian points, but also the result whether the respective meridian point has to be toned or sedated.

The possibility to determine meridian points by means of the Rayoscan and to tonify or sedate them with the bioresonance according to Paul Schmidt has been applied for a patent.

CLIENT MANAGEMENT FOR UP TO 250 CLIENTS



One of the great new options of the Rayocomp PS 1000 polar 4.0 is the client history. This allows you to store all of the therapy sessions, to document the course of treatment and to view, analyse and repeat older sessions as well. By default, you can manage up to 10 clients at one time. This module allows you to manage up to 250 clients.

CLIENT MANAGEMENT FOR UP TO 1000 CLIENTS



This module allows you to manage up to 1000 clients.

MEMORY MANAGEMENT OF UP TO 50 PERSONALISED PROGRAMS



The Rayocomp PS 1000 polar 4.0 can store internally generated programs for harmonisation.

Rayocomp PS 1000 polar 4.0 - The Modules

The internally generated programs, such as those to be used for testing or harmonisation, can be easily accessed via the individual menu items within the device. By default, you can save up to 5 personalised programs. This module allows you to create up to 50 personalised programs.

MEMORY MANAGEMENT UP TO 99 OWN PROGRAMS

Art. no.
46060

This module allows you to create up to 99 personalised programs.

PROGRAMS DEVELOPED BY DR. ELMAR ULRICH

Art. no.
46070

Until now, the therapy programs developed by Dr. med. Elmar Ulrich could only be inserted into the Rayocomp PS 10 and Rayocomp PS 1000 polar via a memory card. This special module for the Rayocomp PS 1000 polar 4.0 gives you access to the therapy programs without the use of memory cards. The module contains 22 programs in total.

8 SPECIAL PROGRAMS

Art. no.
46080

The Rayocomp special program module allows you to use eight programs very easily in the Rayocomp PS 1000 polar 4.0.

RAYONEX ANALYSIS AND HARMONISING SYSTEM

Art. no.
46085

The RAH is structured along clear medical lines, both in the analysis and harmonisation phases. It was developed and arranged by company's own School for Alternative Medicine, which teaches the cause-oriented approach of bioresonance according to Paul Schmidt and the medical knowledge required to pass exams. The RAH is divided into two functions: the analysis function, which can identify energetic disturbances and the harmonisation function, which aims to stimulate self-regulation.

Analysis within the RAH starts with causal influences such as vitalisation, vital mineral balance, e-smog, geopathic stress, acid-base balance, etc. Then, the entire physiology is provided for testing. The cells and tissue and later the individual organ systems can then be analysed in a clearly structured way. In this way, the RAH supports intuitive testing as the therapist can quickly jump between the individual organ regions and it provides a test grid, which allows you to carry out a whole test. Thus, you can move from a general outline to greater levels of detail. For example, the entire eye region can be tested. Then, if a disturbance is detected, more detailed tests can be carried out to determine whether the disturbance affects the eye chamber, eye membranes, the eye muscles, etc. If a disturbance is detected in the membranes of the eye, this can be studied in greater detail to determine whether it affects the conjunctiva, retina, etc.

The main advantage: The ability to conduct general tests significantly speeds up the testing process and more detailed tests can be carried out if necessary. Special subitems in the analysis function allow you to test things like Schüssler salts and Bach flowers. The RAH currently contains over 1800 frequency structures, which can be energetically analysed or harmonised.

RAYOSCAN FOR THE RAYOCOMP PS 1000 POLAR 4.0

Art. no.
46094

Since 1982, Rayonex has been using the Rayotest method invented by Paul Schmidt in order to determine resonance frequencies. Although the method itself is very simple, it is also time-consuming, as it requires the therapist's full attention throughout the entire duration of the test. This is why an automated method for determining resonance frequencies became necessary. Lots of users likewise wanted to analyse the many existing RAH programs (RAH = Rayonex Analysis and Harmonization system) in the meantime and to propose a harmonization. The Rayoscan, which is the name of the measurement system, perfectly complements the previous test procedure, allowing therapists to perform energetic

Rayocomp PS 1000 polar 4.0 - The Modules

measurements independently. The Rayoscan further allows for a very quick insight into the use of bio-resonance according to Paul Schmidt and additionally facilitates the work of long-standing professional users. The applying therapist then calculates the Rayoscan measurement for the client as well as the Rayotest measurement as a service.

By using the Rayoscan, the extent of the basic frequency value of the Rayocomp PS 1000 polar 4.0 should be tested, so that you are able to determine how capable it is to trigger a regulation in the body. Specifically, a basic frequency value is set, applied to the body and various heart rate parameters are then measured by means of a four-lead ECG before being calculated and then stored. This patent-pending method is based on the experience that the body reacts to a stimulus (basic frequency value of the Rayocomp PS 1000 polar 4.0), and thus the sum of all reactions thereby triggered with a small yet measurable change in heart beat quality. The Rayoscan performs what is known as a range value test. Thus, the qualitative change in the heart rate is measured for every basic frequency value and it is evaluated, whether this is significant or not for a subsequent harmonization. Based on the resonance frequencies thus determined, the frequency patterns of existing RAH programs can be compared by means of calculations and the best matches thus established. The purpose of the Rayoscan is thus clearly an energetic testing approach which cannot be compared to conventional medical diagnostics.

The purpose of the Rayoscan is to help determine resonance frequencies automatically, without the influence of the therapist, and to save these on a Green Card so as to have them readily available for harmonisation sessions. Further, the aim is to calculate RAH programs based on the resonance frequencies thus determined and to offer them up for harmonisation; these are therefore also saved on a Green Card, making them available for home therapy with a Rayocomp PS 10 basic for example.

The Rayoscan can currently only be integrated into a Rayocomp PS 1000 polar or Rayocomp PS 1000 polar 4.0.

Scope of delivery:

- Rayoscan hardware and software (installed on the Rayocomp PS 1000 polar 4.0 by the Rayonex technical team)
- Rayoscan electrode cable for four-lead ECG
- 100 Rayoscan pads for 25 measurements (see art. 35930)

Note: The Rayocomp PS 1000 polar 4.0 is not included with the Rayoscan!

B.A.T. ACCORDING TO MANFRED DENECKE®



The bioenergetic analysis and therapy method according to M. Denecke® is a new development for cause-oriented application in humans and animals.

Already in use since 2003 with the PS 1000 polar developed at that time, the process has proven itself in practical applications. The application of the entire module is reserved for trained therapists for legitimate application. The acute programs for B.A.T. are available for private use.

The scope of the module includes a comprehensive bioenergetic basic analysis test (currently consisting of 225 causes and 500 sample frequencies) as well as the possibility to put together harmonisation programs for the organism of humans and animals from 805 different organ- and interference field-specific frequency compositions. In addition, the module contains 82 already prepared acute programs, which can be called very user-friendly. Parallel to the frequency compositions, it is possible to use the integrated music tracks with classical music and natural sounds, which creates additional synergy effects.

The fundamental difference between the various bioresonance therapies and B.A.T. is that the latter does not use individual basic frequency values, nosodes or other information carriers, but frequency compositions. A frequency composition is made up of a varying number of frequencies to the nearest hundredth digit and is a closed information unit for a cell, a cell group, a functional sequence or similar in the human system according to the "key-lock principle". The frequency compositions could be deciphered and decrypted in a study of several years at the "System Human Being", whereby the growing realizations make a continuous

Rayocomp PS 1000 polar 4.0 - The Modules

advancement and decoding of further frequency compositions possible.

Information events for therapists are offered to give you an idea of the efficiency of the module. Persons interested in the test and therapy procedure are informed about the possibilities of this form of treatment in individual personal discussions.

The therapists are extensively trained in the application of the bioenergetic analysis and therapy method according to Manfred Denecke® within the framework of the B.A.T. training (8 days basic seminar, 4 days advanced seminar and internship in practice). The training is a prerequisite for the use of this complete module in practice.

BATTERY FOR THE RAYOCOMP PS 1000 POLAR 4.0



The new Rayocomp PS 1000 polar 4.0 contains a built-in battery, which is available as an additional module. It serves as a UPS (uninterruptible power supply), which allows the device to keep working even if the power fails.

We recommend the following accessories for the Rayocomp PS 1000 polar 4.0

Art. no. 4000:

Treatment chair made from solid beech with black eco-leather cushion, built-in detector and 5 m connection cable.

Art. no. 4005:

Table made from solid beech for Rayocomp with pull-out panel and detachable tray.

Art. no. 46040: Client management for up to 1000 clients.

ACUTE PROGRAMS OF THE B.A.T. ACCORDING TO MANFRED DENECKE®



As an alternative to the complete module of the B.A.T., the partial module of the acute programs is offered separately for the Rayocomp PS 1000 polar 4.0 for therapists and patients. It currently contains 82 different acute programs that are composed of interference field-specific and organic system frequency compositions. The composition is based on the profound knowledge gained from almost 5 years of study on the "System Human Being" and many years of experience in the course of many thousands of applications carried out and recorded.

All acute programs can be called up directly and can be used to treat various health disorders or even energetic deficits with functional limitations in humans and animals.

A 2-day seminar is offered for the proper and professional application.

Further information can be found at www.denecke-bat.de

Art. no. 35910: RAH "Green Card", set of 5.

The set contains 5 RAH "Green Cards". For storage and convenient harmonisation of basic frequency values and RAH programs using the Rayocomp PS 1000 polar 4.0.

OPTION:

Art. no. 20125:

Rayocomp PS 10 basic, basic device, case, operating manual, modules M1, M9, M11 and M12 for mobile therapy applications in the client's home.

Please note that Rayonex Biomedical GmbH offers both the purchase and the leasing and rental of the devices, software modules and components.

RAYOCOMP PS 1000 POLAR 4.0 COMPLETE



Art. no.
40426

The Rayocomp PS 1000 polar 4.0 Complete is a perfectly balanced product combination for wellness applications and spas. The offer includes two special features: First, the Rayocomp PS 1000 polar 4.0 is supplied in an exclusive and extremely practical Rimowa® hard shell aluminium case. On the other hand, the Rayocomp PS 1000 polar 4.0 Complete is cheaper than the sum of the individual products despite the case value of almost EUR 1500.00 alone.

One might wonder about the point of kitting out a bioresonance device designed for static use with such a valuable suitcase. The obvious answer is that the Rimowa® case provides the perfect protection for a valuable device. However, there is another reason. Large spas often have a large number of branches that can be easily covered with a mobile Rayocomp PS 1000 polar 4.0. Because the Rimowa® case is

equipped with coupled wheels, it makes it very handy to transport the device without needing to carry the case.

Rayocomp PS 1000 polar 4.0 Complete offer comes with the Rayocomp PS 1000 polar 4.0 bioresonance device, the Rayoscan and all of the important RAH software modules.

Please note: As the Rayocomp PS 1000 polar 4.0 Complete is designed only for wellness applications and therefore does not belong to the classic school medicine, the Rayocomp PS 1000 polar 4.0 is not recognised by the regulatory authorities and is therefore considered a non-medical device, even though it would satisfy all the tests for a medical device.

Scope of delivery of the Rayocomp PS 1000 polar 4.0 Complete

Art. no. 40426:

- Manual
- Book: Bioresonance according to Paul Schmidt, art. 676
- Integrated polariser
- Memory management of up to 5 personalised programs
- Client management for up to 10 clients
- 54 integrated harmonising programs
- Update module with WLAN antenna and base
- Update cable for Rayocomp PS 10
- Power supply/charger
- Measuring cup with cover
- Protection cup with cover
- Battery for short-term protection in case of power failure
- USB stick for PDF printing
- DVI-HDMI adapter
- DVI-VGA adapter
- Rimowa case
- Packaging board
- Acupuncture oscillation therapy, article 46020
- Client management of up to 1000 patients, article 46040
- RAH C-Module, article 46083
- Rayonex Analysis and Harmonisation System (RAH), article 46085
- Rayoscan hardware and software, included 60 cm Rayoscan electrode cable and 100 Rayoscan pads, article 46094
- Rayotensor with wooden handle, protective coating, connection cable, spring wire, art. 362
- Pack of 5: RAH "Green Card", art. 35910
- Fabric detector: fitted sheet measuring 1.85 m x 0.8 m with 3 m connection cable, article 30323
- Pack of 4: Fabric detector: 30 cm long, Velcro fasteners and 1.5 m connection cable, article 30335

The Rayocomp PS 1000 polar 4.0 Complete is available for rent. Minimum rental period: 3 months.

The total price of the Rayocomp PS 1000 polar 4.0 Complete is € 2,541.00 less than the combined cost of the individual products (this doesn't even take into account the Rimowa® case)

Please note that the table illustrated is not included in the scope of delivery of the Rayocomp PS 1000 polar 4.0 Complete.

RAYOCOMP PS 1000 POLAR 4.0 COMPLETE PREMIUM



The Rayocomp PS 1000 polar 4.0 Complete Premium is the top-of-the-range product combination for wellness applications and spas from Rayonex Biomedical GmbH. The offer includes two special features: First, the Rayocomp PS 1000 polar 4.0 is supplied in an exclusive and extremely practical Rimowa® hard shell aluminium case. On the other hand, the Rayocomp PS 1000 polar 4.0 Complete Premium is cheaper than the sum of the individual products despite the case value of almost EUR 1500.00 alone.

One might wonder about the point of kitting out a bioresonance device designed for static use with such a valuable suitcase. The obvious answer is that

the Rimowa® case provides the perfect protection for a valuable device. However, there is another reason. Large spas often have a large number of branches that can be easily covered with a mobile Rayocomp PS 1000 polar 4.0. Because the Rimowa® case is equipped with coupled wheels, it makes it very handy to transport the device without needing to carry the case.

The Rayocomp PS 1000 polar 4.0 Complete Premium includes the highest standard of equipment for a bioresonance therapy workplace in wellness applications from Rayonex Biomedical GmbH. It includes not only the Rayocomp PS 1000 polar 4.0

with Rayoscan and all the major RAH software modules, but also the rolling table for the device and the client treatment chair for enhancing the well-being. The offer also includes a Rayocomp PS 10 basic that can be used e.g. for harmonisations in hotel rooms.

Please note: As the Rayocomp PS 1000 polar 4.0 is designed only for wellness applications and therefore does not belong to the classic school medicine, the Rayocomp PS 1000 polar 4.0 is not recognised by the regulatory authorities and is therefore considered a non-medical device, even though it would satisfy all the tests for a medical device.

Scope of delivery of the Rayocomp PS 1000 polar 4.0 Complete Premium

Art. no. 40427:

- Manual
- Book: Bioresonance according to Paul Schmidt, art. 676
- Integrated polariser
- Memory management of up to 5 personalised programs
- Client management for up to 10 clients
- 54 integrated harmonising programs
- Update module with WLAN antenna and base
- Update cable for Rayocomp PS 10
- Power supply/charger
- Measuring cup with cover
- Protection cup with cover
- Battery for short-term protection in case of power failure
- USB stick for PDF printing
- DVI-HDMI adapter
- DVI-VGA adapter
- Rimowa case
- Packaging board
- Acupuncture oscillation therapy, article 46020
- Client management of up to 1000 patients, article 46040
- RAH C-Module, article 46083
- Rayonex Analysis and Harmonisation System (RAH), article 46085
- Rayoscan hardware and software, included 60 cm Rayoscan electrode cable and 100 Rayoscan pads, article 46094
- Rayotensor with wooden handle, protective coating, connection cable, spring wire, art. 362
- Pack of 5: RAH "Green Card", art. 35910
- Fabric detector: fitted sheet measuring 1.85 m x 0.8 m with 3 m connection cable, article 30323
- Pack of 4: Fabric detector: 30 cm long, Velcro fasteners and 1.5 m connection cable, article 30335
- Treatment chair made from beech with black eco-leather cushion, built-in detector and 5 m connection cable, art. 4000
- Table made from beech, pull-out panel, detachable tray, art. 4005
- Rayocomp PS 10 basic standard device, case, module M1, module M9, module M11, and module M12, art. 20125
- Rayotensor bracket, art. 120

Please note: The Rayocomp PS 1000 polar 4.0 Complete Premium is not available for rent.

The total price of the Rayocomp PS 1000 polar 4.0 Complete Premium is € 4,830.00 less than the combined cost of the individual products (this doesn't even take into account the Rimowa® case)

Rayocomp PS 10

RAYOCOMP PS 10 EVOLUTION

Art. no.
20145

The Rayocomp PS 10 Evolution is the portable device from Rayonex Biomedical GmbH for use in the wellness and well-being sector.

The term wellness or well-being encompasses various methods and treatments which can enhance a person's physical fitness, mental agility and spiritual resilience. Holistic well-being and an increased quality of life are the goals of all the applications with the Rayocomp PS 10 Evolution.

Holistic well-being feels really good, particularly when it allows the individual performance and personal charisma to be noticeably increased and improved.

The Rayocomp PS 10 Evolution supports every user quite individually on the road to holistic well-being with an energy-based frequency test.

Just as sunlight (nothing other than a frequency spectrum) tans our skin by allowing pigments to form or activating the vitamin D metabolism, there are a large number of other frequencies that are able to support the body's energy regulation mechanisms that are ultimately necessary for holistic well-being.

With an individual energy-based frequency test, the Rayocomp PS 10 Evolution identifies exactly the frequency ranges required to harmonise the body's own energy. The "energy fingerprint" obtained in this way comprises basis frequency values that can be allocated to the physical, energy and mental levels in the organism.

Further detailed energy frequency tests related to environmental stresses or e.g. the influence of electrosmog or geopathic stresses are possible with



the Rayocomp PS 10 Evolution.

With its complex analysis functions, the Rayocomp PS 10 Evolution offers the ideal basis for extensive energy harmonisation in the organism that can ultimately contribute to holistic well-being.

As the wellness / well-being sector does not belong to the classic school medicine, the Rayocomp PS 10 Evolution is not recognised by the regulatory authorities and is therefore considered a non-medical device, even though it would satisfy all the tests for a medical device.

Software modules have been developed specially for the Rayocomp PS 10 Evolution with which low-energy frequency ranges of the physical, energy and mental level of the organism can be identified and harmonised.

Highlights of the new Rayocomp PS 10 Evolution

✓ **Portabel, thanks to integrated rechargeable battery and low weight**

Despite the integrated rechargeable battery, the Rayocomp PS 10 Evolution weights only 1.7 kg. As a result, the device is ideal for use also at home. The use of a Green Card is also possible.

✓ **Design language**

The design of the Rayocomp PS 10 Evolution has been matched to the colours and appearance of the larger Rayocomp PS 1000 polar 4.0 Evolution so that the devices harmonise in design and colour.

✓ **Internet update option via the Rayocomp PS 1000 polar 4.0**

Users of the Rayocomp PS 10 Evolution can now benefit from the latest developments faster than ever because the device can be automatically updated via the Internet when it is connected to a Rayocomp PS 1000 polar 4.0 Evolution. The latest software that had previously been downloaded to the Rayocomp PS 1000 polar 4.0 Evolution from the Rayonex server in Lennestadt can thus be comfortably installed on the Rayocomp PS 10 Evolution.

✓ **The Rayocomp PS 10 Evolution – Made in Germany**

The portable Rayocomp PS 10 Evolution is developed and manufactured in Germany, in a community called Lennestadt, in compliance with the same quality management system for medical devices, the DIN EN ISO 13485. They are also audited by TÜV Nord on an annual basis.

✓ **The internal components of the new device**

All of the hardware components used in the Rayocomp PS 10 Evolution comply with the industry standard, but not the consumer standard. That means all the device's components are of the highest, most robust quality.

Despite all the innovations, the benefits for the predecessor model have naturally been retained:

- ✓ Large, clearly legible display
- ✓ Quick setting of the basic frequency values
- ✓ Bioresonance according to Paul Schmidt
- ✓ Modular software design (BWYN – buy what you need) for maximum customisation and low cost
- ✓ Purchase, rental and leasing options

Scope of delivery of the Rayocomp PS 10 Evolution

Art. no. 20145:

Rayocomp PS 10 Evolution including mains power pack/charger, integrated rechargeable battery, operating manual, packaging, case.

Of course, you will be extensively introduced to the operation and use of the device by your distributor.

Rayocomp PS 10 Evolution - The Modules

SETUP PRECISION OF 0.05



This module increases the standard accuracy of the basic frequency values from 0.25 (e.g. 10.25, 10.50...) to an accuracy of 0.05 (e.g. 10.25, 10.30...).

54 HARMONISING PROGRAMS



This module integrates a total of 54 recallable harmonization programs, whose basic frequency values can be set automatically and very conveniently with the Rayocomp PS 10.

Rayocomp PS 10 Evolution - The Modules

ACUPUNCTURE OSCILLATION THERAPY INCL. 14 MERIDIAN PROGRAMS



If this module is integrated in the Rayocomp PS 10, the 14 acupuncture harmonisation programs can be called up and set automatically.

PROGRAMMES ACCORDING TO DR. ULRICH



Dr. med. Elmar Ulrich developed his own compilations of basic frequency values. If the module is integrated into the Rayocomp PS 10, its 22 different harmonisation programs are available.

SPECIAL PROGRAMS



With the integration of this module in the Rayocomp PS 10, a total of nine special programs are available.

TEST PROGRAMS



incl. meridians quick test

The so-called test module integrates a total of 13 compilations into the Rayocomp PS 10, including the quick test of the meridians of basic frequency values, which enable a quick test.

RAH MODULE M7 FOR BUILDING BIOLOGY



In the context of the cause-oriented treatment approach of bioresonance according to Paul Schmidt, living environment measurements by building biologists are often the key to lasting treatment success. Because if the patient is subjected to major electrical, magnetic or geopathic interference in his living area, and especially his sleeping environment, effective individual treatments will prove insufficient in the long term: the sources of interference must be reduced in order to achieve lasting treatment success.

To do this, building biologists need measuring devices, and ideally also a portable bioresonance device (Rayocomp PS 10) featuring all the frequency patterns encountered in the workplace. Since building biologists obviously do not require access to the scope of services covered by all the RAH programs of a M9 or M10 module, mainly to keep costs down, we developed a lightweight RAH module (M7). That way, building biologists can use a RAH module which is accurately tailored to their work. Module M7 includes all important RAH programs needed to combat electromagnetic pollution, geopathic stress and contaminants, not to mention common pathogens such as bacteria or fungi. It comprises a total of 226 RAH programs.

Important notes:

1. Those who have modules M9 or M10 integrated into their Rayocomp PS 10 do not require module M7, as all RAH programs included in module M7 are already covered by modules M9 and M10.
2. The Rayocomp PS 10 free software version 47.00 or higher is required in order to enable module M7.

RAH MODULE M8 MAIN PROGRAMS



The M8 module is the entry-level module into the world of RAH. A total of 213 RAH programs are available with this module. These are all higher-level programs such as 04.00 Electro-magnetic pollutions complete, 31.10 ATP programs complete or 52.00 Musculoskeletal system complete. Furthermore, important pathological frequency patterns were integrated as a program. The programs contained in module M8 can be tested and are also available for harmonization. The functions of the new RAH "Green-Card" can also be used in the M8 module. However, the M8 module does not feature an automatic test proposal as the M10 module does. The aim of this module is to make higher-level programs of the RAH usable in a simple and cost-effective way. The RAH Compendium, art. 688, is included in the scope of delivery of the module.

Rayocomp PS 10 Evolution - The Modules

RAH MODULE M9 HARMONISING PROGRAMS



The module M9 offers access to currently more than 1800 programs of the RAH, especially for harmonisation. Thus this module is to be used optimally whenever RAH programs are to be used in practice or at home for harmonization. Harmonisation times can be programmed for each program, which can then be harmonised automatically.

The RAH Compendium, art. 688, is included in the scope of delivery of the module.

individually. The test results are then ready to be harmonised and/or saved on the RAH "Green Card".

Furthermore, module M10 supports the level test, known from the Rayocomp PS 1000 polar. When a higher-level RAH program is chosen, the sub RAH programs can be selected and tested by using the switch on the Rayotensor.

If you already use a RAH-module with your Rayocomp PS 10, an upgrade to higher modules is possible, e.g. from module 9 to module 10.

With the RAH module M10 at least program version 35 is required. If you have a lower program version on your device, your Rayocomp PS 10 must first be updated.

The RAH Compendium, art. 688, is included in the scope of delivery of the module.

RAH MODULE M10 FOR ANALYSIS AND HARMONISATION



For the Rayocomp PS 10, the module M10 is the most high-quality module, which has, in addition to the module M9, numerous test functions. What is absolutely special about this module M10 is that it provides all necessary RAH program numbers for testing at the push of a button, so that the RAH program numbers do not have to be entered

All modules can be tested free of charge (30 working hours).

We recommend the following accessories for the Rayocomp PS 10 Evolution

Art. no. 4000:

Treatment chair made from solid beech with black eco-leather cushion, built-in detector and 5 m connection cable

Art. no. 4005:

Table made from solid beech for Rayocomp with pull-out panel and detachable tray

Art. no. 35910: RAH "Green Card", set of 5.

The set contains 5 RAH "Green Cards". For storage and convenient harmonisation of basic frequency values and RAH programs using the Rayocomp PS 10 Evolution.

OPTION:

Art. no. 20125: Rayocomp PS 10 basic

Basic device, case, operating manual, modules M1, M9, M11 and M12 for mobile therapy applications in the client's home.

Please note that Rayonex Biomedical GmbH offers both the purchase and the leasing and rental of the devices, software modules and components.

For non-mobile/older persons, patients with chronic illnesses in need of ongoing therapy, and workers subject to a great deal of occupational stress, regular visits to the therapist's practice are an impossibility. That is why more and more therapists are changing over to using the bioresonance method according to Paul Schmidt in the client's home.

Rayonex has created a comprehensive bioresonance system for this purpose. The Rayocomp PS 1000 polar allows to determine the single frequency values and RAH programs a given person or animal requires (this is often called the initial test) and to store them on a "Green Card".

It is then very simple to administer the application with a Rayocomp PS 10 basic combined with the "Green Card" created for the patient. To do this, switch on the Rayocomp PS 10 basic, connect it to the respective fabric detector which the person or animal is lying on, and briefly insert the "Green Card" into the device.

Depending on the instructions of the therapist, harmonisation should be performed twice per week (the usual frequency for chronic illness) or up to daily (for acute events), saving the user from having to visit the practice every time. Harmonisation itself can usually take place while the patient is sleeping.

Depending on the timeframe over which the client needs to use the Rayocomp PS 10 basic, the therapist can rent his Rayocomp PS 10 basic out to the client, or the user can either buy or rent the device himself. In many cases, other members of the family also decide to join in the treatment, as the device is already available in the family. All that is then needed is a customised RAH "Green Card" created by



the therapist. This cuts the cost of the device in half or by two thirds.

The Rayocomp PS basic can only be used for harmonisation with RAH "Green Cards". The device does not provide the option to test single frequency values or RAH programs, nor to create one's own RAH "Green Cards". This allows the therapist to ideally control his client's home therapy. Due to its lower performance range (no testing available), the Rayocomp PS 10 basic is less expensive than a similarly equipped PS 10, whether to buy or to rent.

As the Rayocomp PS 10 basic is not recognised by the regulatory authorities and is therefore considered a non-medical device, even though it would satisfy all the tests for a medical device.

Highlights of the new Rayocomp PS 10 basic

✓ **Portabel, thanks to integrated rechargeable battery and low weight**

Despite the integrated rechargeable battery, the Rayocomp PS 10 basic weights only 1.7 kg. This makes the device ideal for use at home with an RAH "Green Card".

✓ **Design language**

The design of the Rayocomp PS 10 basic has been matched to the colours and appearance of the larger Rayocomp PS 1000 polar 4.0 so that the devices harmonise in design and colour.

✓ **Internet update option via the Rayocomp PS 1000 polar 4.0**

Users of the Rayocomp PS 10 basic can now benefit from the latest developments faster than ever because the device can be automatically updated via the Internet when it is connected to a Rayocomp PS 1000 polar 4.0. The latest software that had previously been downloaded to the Rayocomp PS 1000 polar 4.0 from the Rayonex server in Lennestadt can thus be comfortably installed on the Rayocomp PS 10 basic.

✓ **The Rayocomp PS 10 basic – Made in Germany**

The portable Rayocomp PS 10 basic is developed and manufactured in Germany, in a community called Lennestadt, in compliance with the same quality management system for medical devices, the DIN EN ISO 13485. They are also audited by TÜV Nord on an annual basis.

✓ **The internal components of the new device**

All of the hardware components used in the Rayocomp PS 10 basic comply with the industry standard, but not the consumer standard. That means all the device's components are of the highest, most robust quality.

Despite all the innovations, the benefits for the predecessor model have naturally been retained:

- ✓ Large, clearly legible display
- ✓ Quick setting of the basic frequency values
- ✓ Bioresonance according to Paul Schmidt
- ✓ Modular software design (BWYN – buy what you need) for maximum customisation and low cost
- ✓ Purchase, rental and leasing options

Scope of delivery of the Rayocomp PS 10 basic

Art. no. 20125:

Rayocomp PS 10 basic including mains power pack/charger, integrated rechargeable battery, M1, M9,

M11 and M12 modules for mobile applications in the client's home, operating manual, packaging, case

We recommend the following accessories for the Rayocomp PS 10 basic

Art. no. 30323: fabric detector: fitted sheet. For application of the frequency spectra while lying or sleeping.

Art. no. 359: RAH "Green Card"

The RAH programs tested in the Rayocomp PS 1000 polar 4.0 or Rayocomp PS 10 can be saved on the "Green card".

Of course, you will be extensively introduced to the operation and use of the device by your distributor.

Please note that Rayonex Biomedical GmbH offers both the purchase and the leasing and rental of the devices, software modules and components.

RAYOCOMP PS 10 COMPLETE-EDITION

Art. no.
20130

Despite the modular design of the Rayocomp PS 10, in the medium to long term, most users tend to use all of the device's BaPS or RAH software modules. The Complete edition of the Rayocomp PS 10 was developed specifically for this user group.

It combines the following advantages:

1. The Rayocomp PS 10 Complete Edition includes modules 1 to 10.
2. The Rayocomp PS 10 Complete Edition is available at a discounted price. You currently save more than 958.00 EUR compared to a 'normal' device equipped with the same modules!
3. Should the owner of a Rayocomp PS 10 Complete Edition decide in future to also purchase the veterinary software module M11, he will receive the VET Module at a cheaper price.
4. The device is guaranteed for three years (except for the rechargeable battery that is guaranteed for one year).
5. Stickers on the side of device highlight the special status of the Rayocomp PS 10 Complete Edition.
6. Only the Complete edition of the Rayocomp PS 10 comes delivered in an exclusive and almost indestructible Rimowa® hard shell aluminium case. The dimensions of the case fall within the size limit for carry-on aircraft luggage. It can thus be brought along as hand luggage. The case is designed as a trolley, which makes it very easy to transport. The perfect solution, especially for mobile practices, vets, to bring along on holiday, and for presentations.



The materials delivered include:

- Rayocomp PS 10 Complete Edition
- Battery charger
- Comprehensive operating manual
- Rimowa® hard shell aluminium case

The Rimowa® case also has space for accessories, e.g. the Rayotensor, for protection and measuring cups, for four 30 cm tissue detectors, RAH "Green Cards" and for spherical or pointed detectors.

As the Rayocomp PS 10 Complete Edition is not recognised by the regulatory authorities and is therefore considered a non-medical device, even though it would satisfy all the tests for a medical device.

Highlights of the new Rayocomp PS 10 Complete

✓ **Portabel, thanks to integrated rechargeable battery and low weight**

Despite the integrated rechargeable battery, the Rayocomp PS 10 Complete-Edition weights only 1.7 kg. This makes the device ideal for use at home with a "Green Card".

✓ **Design language**

The design of the Rayocomp PS 10 Complete-Edition has been matched to the colours and appearance of the larger Rayocomp PS 1000 polar 4.0 so that the devices harmonise in design and colour.

✓ **Internet update option via the Rayocomp PS 1000 polar 4.0**

Users of the Rayocomp PS 10 Complete-Edition can now benefit from the latest developments faster than ever because the device can be automatically updated via the Internet when it is connected to a Rayocomp PS 1000 polar 4.0. The latest software that had previously been downloaded to the Rayocomp PS 1000 polar 4.0 from the Rayonex server in Lennestadt can thus be comfortably installed on the Rayocomp PS 10 Complete-Edition.

✓ **The Rayocomp PS 10 Complete-Edition – Made in Germany**

The portable Rayocomp PS 10 Complete-Edition is developed and manufactured in Germany, in a community called Lennestadt, in compliance with the same quality management system for medical devices, the DIN EN ISO 13485. They are also audited by TÜV Nord on an annual basis.

✓ **The internal components of the new device**

All of the hardware components used in the Rayocomp PS 10 Complete-Edition comply with the industry standard, but not the consumer standard. That means all the device's components are of the highest, most robust quality.

Despite all the innovations, the benefits for the predecessor model have naturally been retained:

- ✓ Large, clearly legible display
- ✓ Quick setting of the basic frequency values
- ✓ Bioresonance according to Paul Schmidt
- ✓ Modular software design (BWYN – buy what you need) for maximum customisation and low cost
- ✓ Purchase, rental and leasing options

Scope of delivery of the Rayocomp PS 10 Complete

Art. no. 20130: Rayocomp PS 10 Complete-Edition including mains power pack/charger, integrated rechargeable battery, modules M1 to M10, operating manual, packaging, Rimowa® case

We recommend the following accessories for the Rayocomp PS 10 Complete

Art. no. 120: holder for Rayotensors

The holder for the Rayotensor was developed to protect the antenna basket.

Art. no. 362: Rayotensor with wooden handle

Art. no. 30323: fitted sheet, for application of the frequency spectra while lying or sleeping.

Art. no. 359: RAH "Green Card"

The RAH programs tested in the Rayocomp PS 1000 polar 4.0 or Rayocomp PS 10 can be saved on the "Green card".

Please note that Rayonex Biomedical GmbH offers both the purchase and the leasing and rental of the devices, software modules and components.

The Rayocomp PS 10 Edition 35 is not only the perfect device to get started in the world of bioresonance according to Paul Schmidt, but can also constitute a portable bioresonance device for professionals. More than 20,000 Rayonex bioresonance devices are in use in 45 countries worldwide, helping to relieve tens of thousands of people and animals every day.

To celebrate the 35th anniversary of Rayonex, we are now offering the Rayocomp PS 10 in a unique edition. This Rayocomp PS Edition 35 jubilee edition comes with a sensational 35% discount.



The outstanding feature of this edition; it includes all 12 software modules:

- Module M1 "Adjustment precision up to 0.05" (art. 20010)
- Module M2 "54 harmonising programs" (art. 20020)
- Module M3 "Acupuncture oscillation therapy including 14 meridian programs" (art. 20030)
- Module M4 "Programs according to Dr. Ulrich" (art. 20040)
- Module M5 "Special programs" (art. 20050)
- Module M6 "Test programs" (art. 20070)
- Module M7 "RAH-Module M7 for Building Biology" (art. 20075)
- Module M8 "RAH-Module M8 Main programs" (art. 20080)
- Module M9 "RAH-Module M9 Harmonising programs" (art. 20090)
- Module M10 "RAH-Module M10 for Analysis and Harmonisation" (art. 20092)
- Module M11 "RAH-Module M11 for Veterinary Medicine" (art. 20098)
- Module M12 "RAH-C-Module M12" (art. 20023)

The gross sales price already includes the discount of 35 %.

As the Rayocomp PS 10 Edition 35 is not recognised by the regulatory authorities and is therefore considered a non-medical device, even though it would satisfy all the tests for a medical device.

Highlights der Rayocomp PS 10 Edition 35

✓ **Portabel, thanks to integrated rechargeable battery and low weight**

Despite the integrated rechargeable battery, the Rayocomp PS 10 Edition weights only 1.7 kg. This makes the device ideal for use at home with an RAH "Green Card".

✓ **Design language**

The design of the Rayocomp PS 10 Edition 35 has been matched to the colours and appearance of the larger Rayocomp PS 1000 polar 4.0 so that the devices harmonise in design and colour.

✓ **Internet update option via the Rayocomp PS 1000 polar 4.0**

Users of the Rayocomp PS 10 Edition 35 can now benefit from the latest developments faster than ever because the device can be automatically updated via the Internet when it is connected to a Rayocomp PS 1000 polar 4.0. The latest software that had previously been downloaded to the Rayocomp PS 1000 polar 4.0 from the Rayonex server in Lennestadt can thus be comfortably installed on the Rayocomp PS 10 Edition 35.

✓ **The Rayocomp PS 10 Edition 35 – Made in Germany**

The portable Rayocomp PS 10 Edition 35 is developed and manufactured in Germany, in a community called Lennestadt, in compliance with the same quality management system for medical devices, the DIN EN ISO 13485. They are also audited by TÜV Nord on an annual basis.

✓ **The internal components of the new device**

All of the hardware components used in the Rayocomp PS 10 Edition 35 comply with the industry standard, but not the consumer standard. That means all the device's components are of the highest, most robust quality.

Despite all the innovations, the benefits for the predecessor model have naturally been retained:

- ✓ Large, clearly legible display
- ✓ Quick setting of the basic frequency values
- ✓ Bioresonance according to Paul Schmidt
- ✓ Modular software design (BWYN – buy what you need) for maximum customisation and low cost
- ✓ Purchase, rental and leasing options

Scope of delivery of the Rayocomp PS 10 Edition 35

Art. no. 20135:

Rayocomp PS 10 Edition 35 including mains power pack/charger, integrated rechargeable battery, modules M1 to M12, operating manual, packaging, case

We recommend the following accessories for the Rayocomp PS 10 Edition 35

Art. no. 120: holder for Rayotensors

The holder for the Rayotensor was developed to protect the antenna basket.

Art. no. 362: Rayotensor with wooden handle

Art. no. 30323: fitted sheet, for application of the frequency spectra while lying or sleeping.

Art. no. 359: RAH "Green Card"

The RAH programs tested in the Rayocomp PS 1000 polar 4.0 or Rayocomp PS 10 can be saved on the "Green card".

Please note that Rayonex Biomedical GmbH offers both the purchase and the leasing and rental of the devices, software modules and components.

The Rayocomp PS 10 B.A.T. acute according to M. Denecke® represents the mobile bioresonance device of the company Rayonex Biomedical GmbH for the use of the acute programs in the Bioenergetic Analysis and Therapy procedure (B.A.T.) according to M. Denecke®.

The module of acute programmes currently contains 82 different acute programmes, which have been put together from organ and interference field-specific frequency compositions based on many years of experience. All acute programs can be called up directly and can be used directly for the application of different energetic deficits or impairments. The Rayocomp PS 10 B.A.T. acute according to M. Denecke® has been specially developed for the application of the M. Denecke® acute programmes.

The B.A.T. acute programs (used on the Rayocomp PS 10 B.A.T.) can also be used by private individuals who are not therapists. A 2-day training seminar on the application of the B.A.T. acute programs is recommended.

Please note: The BAT acute programs can only be used with a Rayocomp PS 10 B.A.T. acute according to M. Denecke®. Further analysis or therapy modules cannot be integrated in this device.



As the Bioenergetic Analysis and Therapy procedure (B.A.T.) module is not part of classical conventional medicine, the Rayocomp PS 10 B.A.T. acute according to M. Denecke® is not recognised by the regulatory authorities and is therefore considered a non-medical device, even though it would satisfy all the tests for a medical device.

Highlights of the new Rayocomp PS 10 B.A.T.-Acute according to M. Denecke®

- ✓ **Portabel, thanks to integrated rechargeable battery and low weight**

Despite the built-in battery, the Rayocomp PS 10 B.A.T.-Acute according to M. Denecke® weighs only 1.7 kg. As a result, the device is ideal for use also at home.

- ✓ **Design language**

The design of the Rayocomp PS 10 B.A.T.-Acute according to M. Denecke® has been matched to the colours and appearance of the larger Rayocomp PS 1000 polar 4.0 so that the devices harmonise in design and colour.

- ✓ **The Rayocomp PS 10 B.A.T.-Acute according to M. Denecke® – Made in Germany**

The portable Rayocomp PS 10 B.A.T. Acute according to M. Denecke is developed and

manufactured in Germany, in a community called Lennestadt, in compliance with the same quality management system for medical devices, the DIN EN ISO 13485. They are also audited by TÜV Nord on an annual basis.

- ✓ **The internal components of the new device**

All of the hardware components used in the Rayocomp PS 10-Acute according to M. Denecke comply with the industry standard, but not the consumer standard. That means all the device's components are of the highest, most robust quality.

- ✓ **Large, clearly legible display**

Scope of delivery of the Rayocomp PS 10 B.A.T.-Acute according to M. Denecke®

Art. no. 20160:

Rayocomp PS 10 B.A.T.-Acute according to M. Denecke including mains power pack/charger, integrated rechargeable battery, operating manual, packaging, case

The Rayocomp PS 10 B.A.T-Acute according to M. Denecke® - The module

MODULE: ACUTE PROGRAMS OF THE B.A.T. ACCORDING TO MANFRED DENECKE®



For the Rayocomp PS 10 B.A.T.- Acute according to M. Denecke®, the complete module of the Bioenergetic Analysis and Therapy procedure (B.A.T.) for therapists and patients is used to create the sub-module "Acute Programs (incl. B.A.T. Card and Transfer-Rayonator)" are offered separately. The Transfer-Rayonator enables the qualitatively identical transfer of acute programs as with the Rayocomp PS 1000 polar 4.0.

It currently contains 82 different acute programs that are composed of interference field-specific and organic system frequency compositions. The composition is based on the profound knowledge gained from almost 5 years of study on the "System Human Being" and many years of experience in the course of many thousands of applications carried out and recorded.

All acute programs can be called up directly and can be used to treat various health disorders or even energetic deficits with functional limitations in humans and animals.

For the proper and professional application a 2-day seminar is offered.

Further information can be found at www.denecke-bat.de.

We recommend the following accessories for the Rayocomp PS 10 B.A.T.-Acute according to M. Denecke®

Art. no. 120: holder for Rayotensors

The holder for the Rayotensor was developed to protect the antenna basket.

Art. no. 11701: Rayotensor with wooden handle and protective tube according to M. Denecke

Art. no. 30323: fitted sheet, for application of the frequency spectra while lying or sleeping.

Art. no. 30340: fabric detector: 22 cm x 17 cm

Please note that Rayonex Biomedical GmbH offers both the purchase and the leasing and rental of the devices, software modules and components.

Our accessories

BIORESONANCE ACCORDING TO PAUL SCHMIDT – VARIETY THROUGH ACCESSORIES

The bioresonance according to Paul Schmidt is used today in a great variety of areas of human and veterinary medicine as well as in research and

development. It owes its versatility in particular to an extensive range of accessories, which can be found in this brochure.

PROTECTIVE DETECTOR WITH 1.5 M CONNECTION CABLE

Art. no.
313

The protective detector offers security in the testing and harmonisation of substances. There has always been the concern that the oscillation pattern emanating from the person connected to the bioresonance device could influence the substance under investigation, during testing as well as during harmonisation procedures. Experienced therapists are aware of how sensitive especially highly potentiated substances can be. Such problems can be avoided with the protective detector and the protective cup. According to a procedure for which a patent has been applied, the oscillation patterns of the substance are only given into the circle for transfer, but are not transferred from the circle to the substance. Therefore, the substance remains available in an unadulterated state after the testing procedure, in other words, after the transfer of oscillations.

To test substances from the test kits, the person to be tested takes the protective detector in his hand



and guides the concave head of the detector onto the ampoule containing the substance. Through the protective detector the oscillation patterns of the substance under investigation are fed into the resonant circuit, while the detector does not channel those of the bioresonance device or client to the substance. The substance thus remains unaffected, which is an essential requirement for the validity of tests conducted on the next person.

The protective detector is supplied with a 1.5 m connection cable.

POINTED DETECTOR WITH 1.5 M CONNECTION CABLE

Art. no.
314

The pointed detector is particularly suitable for acupuncture oscillation therapy. The frequencies corresponding to the acupuncture meridians or acupuncture points are applied to the skin. The point can be precisely addressed by the spherical tip, which measures about 4 mm in diameter. An insulation on the shaft of the pointed detector provides protection for the therapist, as this prevents him from coming into contact with the resonant circuit of the client.



A 1.5 m long connection cable is included in the scope of delivery of the pointed detector.

SPHERICAL DETECTOR WITH 1.5 M CONNECTION CABLE

Art. no.
315

In contrast to the pointed detector, the spherical detector at the tip of the shaft has a ball with a diameter of 10 mm with a relatively large effective area.

It is therefore excellently suited e.g. for the harmonisation of scars. The scar in question is moistened with an oil, ideally a jojoba oil (the oil itself can be energized beforehand). The frequencies necessary for harmonisation are then applied in circular movements using the spherical detector.

The spherical detector is supplied with a 1.5 m connection cable.



HAND DETECTORS (2 PC.) WITH 1.0 M CONNECTION CABLE

Art. no.
319

The human organism has three major energetic cycles. These are the arm circulation, the leg circulation and the head circulation. The detectors are used to apply the oscillations coming from the bioresonance device or the polarized oscillations coming from the polarizer to the corresponding body circulations. By default, the hand and foot circulation is connected via hand and foot detectors during the testing or the harmonization.

Like all our detectors, these are made of a special stainless steel alloy that, unlike aluminium, brass or silver, has the distinct advantage of not retaining the client's own oscillations unlike the other materials. In our opinion, an important contribution in terms of therapist protection (e.g., at a contact) and the client protection.



The hand detectors are supplied with 1.0 m connection cables.

FOOT DETECTOR (2 PC.) WITH 1.5 M CONNECTION CABLE

Art. no.
318

Just like the hand detectors, the foot detectors are made of a special stainless steel alloy that, unlike aluminium, brass or silver, can not store the client's own oscillations. With the foot detectors, the oscillations coming from the bioresonance device or the polarized oscillations coming from the polarizer are applied in the foot circulation. So that the frequency spectra are optimally brought to the body, we recommend using either hand and foot detectors or 4 pieces of 30 cm long velcro detectors made of fabric on hands and feet.

Please note that the foot detectors should ideally be used without shoes and stockings.

The foot detectors are supplied with 1.5 m connection cables.



Fabric detectors



SPECIAL FABRIC

For accurate testing and harmonisation, it is important that the materials used cannot store the oscillation spectra of the client. Therefore, a very fine stainless steel wire was woven in a special cotton fabric (patent pending).

Due to its twisting with the carrier material, it is extremely strong. Likewise, the stainless steel mesh **cannot** form oxides by moisture such as in copper.

WASHABLE

One of the special advantages of fabric detectors is that they can be washed. Please only wash the fabric detectors by hand and do not spin or put in the dryer. Improper handling of the fabric detectors (machine washing, etc.) can break the stainless steel threads.

Attention: Do not spin and do not put in the dryer.

Note: Hand washing and normal drying followed by ironing will preserve the life of the fabric detectors.

All fabric detectors should only be used for therapeutic purposes, i.e. they are only to be used for the duration of the therapy session. They are not suitable for permanent use, e.g. fitted sheets as sleeping sheets at night.

CE DESIGNATION

Each bioresonance device automatically loses its operating permit when connecting detectors that do not have a CE marking. Since the - dermatologically tested - detectors are without exception medical class 1 devices they have been given the CE mark and are therefore suitable for combined use with bioresonance devices according to Paul Schmidt. Each detector can be safely connected by a push-button and a special adapter with the cables used so far.

More than 500 users were asked which special detectors they most needed for their work. After a detailed evaluation of the customer survey, the generation of detectors for bioresonance according to Paul Schmidt is shown on the following pages.

Incidentally, the most common request was for a tension detector, which can be conveniently used while lying down!

PILLOWCASE 80 CM X 80 CM WITH 3,0 M CONNECTION CABLE

Art. no.
30320

With the pillow case, the frequency spectra of the bioresonance devices can be ideally applied to the head, cervical spine and shoulder.

Cotton fabric with twisted stainless steel thread, washable by hand, CE marked, snap fastener

Dimensions: 80 cm x 80 cm
with 3.0 m connection cable



FITTED SHEET 1.85 M X 0.80 M WITH 3.0 M CONNECTION CABLE

Art. no.
30323

A fitted sheet as a detector for applying the frequency spectra was the most frequent customer request for the fabric detectors. With this detector, while lying or sleeping the frequency spectra are transferred to the body.

Cotton fabric with twisted stainless steel thread, washable by hand, CE marked, snap fastener

Dimensions: 80 cm x 185 cm
with 3.0 m connection cable



BLANKET 2.0 M X 1.80 M WITH 3.0 M CONNECTION CABLE

Art. no.
30324

With this detector you can cover almost the entire body and thus bring the frequency spectra to the body over a large area.

Cotton fabric with twisted stainless steel thread, washable by hand, CE marked, snap fastener

Dimensions: 180 cm x 200 cm
with 3.0 m connection cable



HOOD WITH 1.5 M CONNECTION CABLE

Art. no.
30326

This special detector is excellently suited to resonate the frequency spectra at the entire head. With the adjustable additional detector, one is included in the scope of delivery of the hood, the frequencies in the jaw area, the nose area or the eye area can also be applied.

Cotton fabric with twisted stainless steel thread, washable by hand, CE marked, snap fastener

with 1.5 m connection cable



ADDITIONAL DETECTOR FOR HOOD

Art. no.
30327

Especially if detectors are used in the area of the eyes, nose or jaw, it is indispensable from a hygienic point of view to use unloaded detectors. The additional detector can be ordered separately and is to be understood as an accessory for the hood.

Cotton fabric with twisted stainless steel thread, washable by hand, CE marked, snap fastener



CHEST AND ABDOMINAL CAVITY 1.5 M X 0.50 M WITH 1.5 M CONNECTION CABLE

Art. no.
30328

With this detector, the frequency spectra can be transferred to the entire abdominal and back area. Through several Velcro straps, it can be easily adapted to the body shape.

Cotton fabric with twisted stainless steel thread, washable by hand, CE marked, snap fastener

with 1.5 m connection cable



MITTEN WITH 1.5 M CONNECTION CABLE

Art. no.
30330

The mitten serves to harmonise the hands, joints, tendons or muscles.

Cotton fabric with twisted stainless steel thread, washable by hand, CE marked, snap fastener

with 1.5 m connection cable



SOCK WITH 1.5 M CONNECTION CABLE

Art. no.
30331

This detector has been developed for the particularly intensive harmonisation of muscles, tendons and joints on the foot.

Cotton fabric with twisted stainless steel thread, washable by hand, CE marked, snap fastener

with 1.5 m connection cable



FABRIC DETECTOR: 30 CM LONG, VELCRO FASTENERS AND 1.5 M CONNECTION CABLE

Art. no.
30335

The 30 cm Velcro detector is the most commonly used detector ever. It is mainly used on wrists and ankles.

Cotton fabric with twisted stainless steel thread, washable by hand, CE marked, snap fastener

with 1.5 m connection cable



FABRIC DETECTOR: 50 CM LONG, WITH VELCRO FASTENERS AND 1.5 M CONNECTION CABLE

Art. no.
30336

The 50 cm long fabric detector is used for example, for harmonisation in the neck area. Using Velcro it can also be used on joints, for example.

Cotton fabric with twisted stainless steel thread, washable by hand, CE marked, snap fastener

with 1.5 m connection cable



FABRIC DETECTOR: 70 CM LONG, WITH VELCRO FASTENERS AND 1.5 M CONNECTION CABLE

Art. no.
30337

The 70 cm long fabric detector can be adapted to different lengths with the Velcro tape. In this way, a variety of uses arise, for example, in the neck area.

Cotton fabric with twisted stainless steel thread, washable by hand, CE marked, snap fastener

with 1.5 m connection cable



FABRIC DETECTOR: 22 CM X 17 CM WITH 1.5 M CONNECTION CABLE

Art. no.
30340

This fabric detector can always be used optimally when special body organs, such as the liver, are to be reached.

Cotton fabric with twisted stainless steel thread, washable by hand, CE marked, snap fastener

with 1.5 m connection cable



Rayotensor

RAYOTENSOR WITH WOODEN HANDLE, PROTECTIVE COATING, CONNECTION CABLE, SPRING WIRE

Art. no.
362

The Rayotensor with wooden handle was specifically designed for the Rayocomp PS 10, PS 100 and Rayocomp PS 1000. To protect the therapist, it comes with a wooden handle which insulates the user from contact with the oscillation cycle of the client. This wooden handle comprises a control button which allows to send commands to the bioresonance device during testing or harmonisation. For example, it suffices to press this button to set the next frequency value in the sequence, or to save the current one to the device for future analyses. These functions greatly increase ease of use and vastly speed up the testing process. This Rayotensor can be used like a hand detector for testing your own person by touching the metal surface at the front.



Supplied with connection cable, protective coating and spring wire.

RAYOTENSOR WITH WOODEN HANDLE

The Rayotensor with wooden handle is the most sought-after radiesthetic measuring device and has been manufactured by us for over 15 years. The low weight of the tensor ensures a fast reaction to the oscillations to be tested. The special advantage lies in the fact that the wooden handle ensures therapist protection. Thus, the person who performs a radiesthetic test is not included in the client's oscillation circuit. This is an important prerequisite

for value-neutral test results. The Rayotensor with wooden handle can be used like a hand detector during the measurement by touching the metal surface at the front of the tensor to test one's own person.

The Rayotensor with wooden handle is available in a practical protective tube as well as in an attractive wooden case.

IN PROTECTION TUBE

Art. no.
117



IN WOODEN CASE

Art. no.
118



BALL BEARING RAYOTENSOR WITH WOODEN HANDLE AND CASE

Art. no.
119

The ball-bearing Rayotensor with wooden handle is a further development of the Rayotensor with wooden handle and combines the advantages of a low weight and a ball-bearing antenna basket. The low weight of the tensor ensures a fast reaction to the oscillations to be tested. Here, too, the advantage lies in the fact that the wooden handle ensures therapist protection. Thus, the person who performs a radiesthetic test is not included in the client's oscillation circuit. This is an important prerequisite for value-neutral test results. For the testing of the own person, the Rayotensor with wooden handle can be used by touching the metal surface in front at the tensor like a hand detector. The ball-bearing Rayotensor with wooden handle is delivered in a shapely wooden case.



HOLDER FOR RAYOTENSOR

Art. no.
120

The holder for the Rayotensor was developed to protect the antenna basket. The solid beech wood construction allows the storage of Rayotensors with or without cable as well as for Rayotensors of the Rayocomp devices.

The holder is suitable for Rayotensors with the art. no.: 117, 118, 119 and 362.



SPARE SPRING WIRES

If the spring wire of a Rayotensor with wooden handle (art. no. 117, 118, 362) or of a Rayotensor with ball bearing and wooden handle (art. no. 119) breaks despite the robust design, replacement spring wires in different wire thicknesses can be ordered. As standard, the Rayotensors mentioned are supplied with a wire thickness of 0.7 mm. Many radiesthetes have very strong deflections of the antenna basket. Here we recommend replacement spring wires with stronger wire diameters.



Spare spring wire with diameter 0.7 mm

Art. no.
36107

Spare spring wire with diameter 0.8 mm

Art. no.
36108

Spare spring wire with diameter 0.9 mm

Art. no.
36109

Spare spring wire with diameter 1.0 mm

Art. no.
36110

RAYOTENSOR EXTENSION CABLE

Within building biology and when testing larger animals, the standard length of the Rayotensor connection cable is often too short.

In this case the extension cable for the Rayotensor can be used. It is simply inserted and screwed like an extension between the connection of the Rayotensor and the bioresonance device. The connection is protected from dirt and moisture by a cover included in the scope of delivery.



Art. no.
36202

MEMORY CARD SET - EMPTY

With the help of memory cards, individually found interference values can be stored and recalled very conveniently and quickly. Let's assume that a range value test shows 85 found resonance points. These can be saved on a memory card after the test. If the client comes for further harmonisation, the interference values on the memory card can be read at the Rayocomp and are immediately available again. The memory cards can be deleted and rewritten by the user. The memory cards are also ideal for creating your own therapy programs.

A total of four different memory card types are available, which differ in their memory capacity. There are memory cards with a capacity of 50, 100, 200 and 500. The number indicates the maximum number of interferences that can be stored.



Memory card for 50 (empty)



Memory card for 100 (empty)



Memory card for 200 (empty)



Memory card for 500 (empty)



Set includes: 6 memory card for 50,
1 memory card for 100,
1 memory card for 200,
1 memory card for 500

RAH "GREEN CARD"

Art. no.
359

The RAH programs tested in the Rayocomp PS 1000 polar or Rayocomp PS 10 can be saved on the new "Green card". As the RAH programs are often harmonised for different amounts of time, up to 200 RAH programs and their individual harmonising times can be saved on a RAH "Green card". The contents stored on the RAH "Green Card" can obviously also be deleted, overwritten or write-protected.



An RAH "Green Card" combines the bioresonance according to Paul Schmidt and RAH seamlessly. As the use of RAH-programmes is often accompanied by single frequencies of the bioresonance according to Paul Schmidt (e.g. from an individual range value test), it is possible to store single frequencies (up to 500 different values), as well as RAH-programmes on the RAH "Green Card". In addition, a special function was created under the main menu item of the Rayocomp PS 1000 polar and the Rayocomp PS 10. If you insert an RAH "Green Card", an automatic harmonisation sequence begins. The single frequencies saved on the "Green Card" are harmonised first, each for 30 seconds. After that, the RAH programs that are saved on the same card are harmonised. Thus, an RAH "Green Card" compiled by the therapist, can easily be used by the client at home.

RAH "Green Card" (empty)
5 memory cards

Art. no.
35910



PROTECTIVE CUP WITH 1.0 M CONNECTION CABLE

Art. no.
330

The protective cup was developed for the purpose of substance oscillation transfer or harmonisation. It allows the transfer to happen without the risk of oscillation patterns from the client or the bioresonance device reaching the substance and thus "contaminating" it with foreign oscillation patterns. There is a further effect to consider: If you place several substances into the protective cup, they can no longer influence one another. Thus, the information from up to 12 different substances can be transferred at once. In summary, using a protective detector as well as a protective cup will facilitate a safe and reproducible testing and harmonisation of substances. This is an important contribution to reliable measurements and successful treatments.

Please note: the protective cup is not suitable for energizing substances (e.g. Rayotabs), please use the measuring cup for this.

The scope of delivery includes a 1.0 m long connection cable.



MEASURING CUP WITH 1.0 M CONNECTION CABLE

Art. no.
378

The measuring cup has been a standard accessory in bioresonance according to Paul Schmidt for many years. It is mainly used to energize frequency carriers. When transferring urine or blood, it serves as a receptacle for slides and smaller glass vessels. When Rayotabs are energized, they are filled into the measuring cup and the desired frequencies are transferred with the bioresonance device.

The scope of delivery includes a 1.0 m long connection cable.



RAYOSCAN PADS

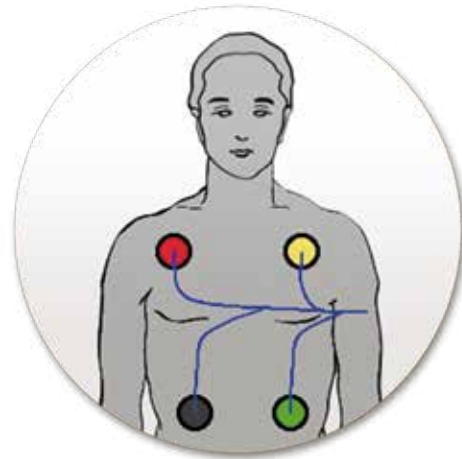
The Rayoscan serves to assess heart signals under the influence of frequencies emitted by the Rayocomp PS 1000 polar. The Rayoscan pads serve as an interface between the client and the measuring electronics of the Rayoscan. For this purpose, the Rayoscan pads are adhered onto the upper body of the client. Since the Rayoscan is used for a four-lead connection, four Rayoscan pads are required per measurement. Please bear in mind that Rayoscan pads are intended for single use only.

The arrangement order of the Rayoscan pads is very easy to remember, being identical to that of the colours of a traffic light. The first Rayoscan pad (1.) is positioned to the client's left hand side - slightly higher than the naval - and connected to the green electrode cable. The one above is yellow (2), followed by red (3). To avoid confusion, the last Rayopad (4.) is then connected with the black electrode cable (see manual).

Important: Only Rayoscan pads should be used in conjunction with the Rayoscan, because extensive tests have shown that these are the only pads to meet the requirements of bioresonance according to Paul Schmidt and optimally pick up heart signals. Indeed, Rayoscan pads do not only detect cardiac signals. Using a special technology, the Rayoscan Pads also transfer the frequency patterns of the bioresonance device to the client's body, thus supporting the detectors.

We aim to make the pack of 1000 Rayoscan pads (for 250 clients), Article nr. 35931 as cost-effective as possible. Should you find a 1000 pack online at a lower cost under the same conditions of sale (e.g., free shipping), please let us know. Thank you in advance.

Rayoscan pads are supplied in light- and moisture-proof packs of 25.



25 Rayoscan Pads,
Blue Sensor, Type VL-00-S

Art. no.
35930

1000 pcs. Rayoscan pads,
Blue Sensor, Type VL-00-S

Art. no.
35931

RAYOTABS LACTOSE TABLETS

The Rayotabs provide an excellent possibility for carrying out tests into the energisation of substances. Rayotabs are also used to investigate placebo effects. In such cases, 3 x 3 Rayotabs are taken daily by the test person. Since a test series normally lasts 14 days, the small doses contain 126 lactose "tablets" (3 x 3 x 14). Larger and therefore cheaper packaging units are also available. Due to the relevant laws, we would like to point out that the production and distribution of substances to which a healing effect is attributed is reserved exclusively for authorised experts.

Ingredients:

99.25 % lactose, 0.75 % magnesium stearate

Manufacturer:

Rayonex Biomedical GmbH



Rayotabs lactose tablets (1 x 126 pieces)



Rayotabs lactose tablets (1 x 1000 pieces)

TREATMENT CHAIR WITH ECO-LEATHER CUSHION, SOLID BEECH

Art. no.
4000

Normally, clients are provided with hand or foot detectors or connected with four velcro detectors, so as to bring the frequency spectra of bioresonance devices efficiently to the body. Another variant is the use of a large area detector. Unfortunately, the freedom of movement of the client is often limited by the connection cables used.

If you use the new treatment chair, additional detectors are no longer necessary, as detectors have already been incorporated into the comfortable black eco-leather support of the treatment chair, which has been treated with natural materials. These integrated detectors, located in the head, back, leg and foot areas, ensure optimal frequency transfer to the body. If the client leans into the chair, the frequency spectra are applied to the entire back - along the spine - of the body

Clients can use the chair sitting and lying during bioresonance therapy, creating a cardiac line that supports the circulation. The treatment chair is - like the matching table, for reasons of e-smog reduction of solid wood. The treatment chair was developed for both small and large clients.

With 5 m connection cable, incl. freight in Germany.

In order for the bioresonance devices according to Paul Schmidt to be placed optimally and in the vicinity of the treatment chair, a matching table is also available. This offers enough space for a Rayocomp PS 1000 polar 4.0 or of course for a Rayocomp PS 10 as well as for frequently used accessories such as tensors or special detectors.

Dimensions: : width: 75 cm x depth: 140 cm / 185 cm
x height: 135 cm



TABLE MADE FROM SOLID BEECH

Art. no.
4005

In order for the bioresonance devices according to Paul Schmidt to be placed optimally and in the vicinity of the treatment chair, a matching table is now also available. This offers enough space for a Rayocomp PS 1000 polar 4.0 or a Rayocomp PS 10 as well as for commonly used accessories, e.g., tensors or special detectors.

The table is an ideal complement to the treatment chair.

If you use the treatment chair with the black eco-leather support during bioresonance therapy, additional detectors are no longer necessary. This special black eco-leather pad has been treated with natural materials and already has detectors that have been worked into the entire bed. These integrated detectors, located in the head, back, leg and foot areas, ensure optimal frequency transfer to the body. If the client leans into the chair, the frequency spectra are applied to the entire back - along the spine - of the body.

Dimensions: width: 58 cm x depth: 45 cm x height: 65 cm



Test kits and empty ampoules

CAN BE USED FOR TESTING OR HARMONISATION.

Rayonex provides users with a variety of test sets. In each test set there are ampoules of substances corresponding to the topic, which can be used for testing or harmonisation.

OVERVIEW OF TEST KITS

Article number	Description	Number of ampoules
420	Testset LTS: Food test kit	230
421	Test set A: Drugs 1	40
444	Test set: AB Drugs 2	68
422	Testset CS: environmental chemicals and metals	85
423	Test set DK: Disinfectants and preservatives	30
424	Test set E: Food additives	68
425	Test set F: Fish / Shellfish and molluscs	16
426	Testset HC: household and cosmetics	31
427	Test set M: Mycosis / Fungi	31
428	Test set P: pollen	61
429	Test set PE: pesticides	33
431	Test set T: Animal epithelia, mites, insects	25
432	Testset Z: Denture substances	19
433	Test set GE: Geopathy	20
434	Test set AR: Flavours	25
435	Test set GT: Spices and teas	34
436	Test set I: Vaccines	26
437	Test kit O: Orthomolecular Medicine	68

COMPLETE TEST KIT

Art. no.
439

(Art. 420 to 429, 431 to 437, 444)

Very often all test sets are needed to test the allergens in question. Under this article number you can purchase the currently available 18 test sets with a purchase discount of 5%.



AMPOULE HOLDER

Art. no.
440

The empty ampoule holders are ideal for protecting and setting up your own test sets. Each ampoule holder can hold up to 34 ampoules.

Empty ampoule holder (22 cm x 15.5 cm A5)



100 EMPTY AMPOULES FOR SOLID SUBSTANCES

Art. no.
441

Even if the variety of test sets on offer contains the most important substances, it goes without saying that not all of them can be covered. We therefore offer empty ampoules for both solid and liquid substances for the construction of our own individual test sets.

Stoppers and labels are also included.



100 EMPTY AMPOULES FOR LIQUIDS

Art. no.
442

Empty ampoules for both solid and liquid substances are available for the construction of your own test sets. The ampoules for liquid substances have a smaller opening and a much tighter stopper so that no liquids can escape.

Stoppers and labels are also included.



G GLOBAL TEST SET

Art. no.
445

The global test set is something very special. It contains the substances of almost all the test sets offered by us in so-called "multi-allergen ampoules". In a total of 70 ampoules, the various substances have been grouped together thematically, thus considerably speeding up testing and harmonisation.




CAUSE TEST KIT CONTAINING 442 AMPOULES WITHOUT CASE AND WITH AMPOULE HOLDERS

Art. no.
44937

The cause test kit contains a total of 442 ampoules from the categories: causes, bacteria, viruses, parasites and fungi. According to the bioresonance according to Paul Schmidt, the ampoules do not contain original substances, but energetically prepared ampoules.

The ampoules are delivered on ampoule holders according to the individual categories.

Category: Merchandise



CAUSE TEST SET WITH 442 AMPOULES IN A STORAGE BOX OF NATURAL WOOD SOLID BEECH

Art. no.
44938

The cause test kit contains a total of 442 ampoules from the categories: causes, bacteria, viruses, parasites and fungi. Based on bioresonance according to Paul Schmidt, the ampoules do not contain original substances but energetically prepared ampoules.

The ampoules are delivered on ampoule holders according to the individual categories and can be divided into the four drawers of the elegant and at the same time practical solid beech storage box.

Width: 45 cm
Depth: 47 cm
Height: 25 cm
Weight: 20 Kg

Category: Merchandise



STORAGE BOX FROM NATURAL WOOD SOLID BEECH

Art. no.
4500

Storage box made of natural wood solid beech with 4 drawers for 460 ampoules for the causal test set.

The very noble storage box made of solid beech offers space for up to 460 ampoules. A total of four drawers, each with 115 holders, are available. Thanks to the drawers that tilt downwards and a specially developed snap mechanism, the ampoules can be easily removed and inserted again.



Width: 45 cm

Depth: 47 cm

Height: 25 cm

Weight: 19 Kg

Category: Merchandise

All ampoules of the causal test kit are also available separately.

SINGLE AMPOULES BACTERIA A - Z

Art. no.	Name	RAH
18087	Acinetobacter baumannii	20.87
18088	Acinetobacter haemolytica	20.88
18091	Acinetobacter iwoffii	20.91
18089	Acinetobacter johnsonii	20.89
18090	Acinetobacter junii	20.90
18041	Actinobacillen (suis) V	20.41
18042	Actinomyces israelii	20.42
18092	Actinomyces viscosus	20.92
18098	Aggregatibacter actinomyces	20.98
18011	Alpha streptococcus	20.11
18181	Anaplasma marginale	21.81
18197	Anaplasma phagocytophilum	21.97
18043	Arcanobacterium pyogenes	20.43
18189	Babesia divergens	21.89
18045	Bacillus anthracis V	20.45
18046	Bacillus cereus	20.46
18047	Bacteroides fragilis	20.47
18000	Bacteria complete	20.00
18005	Bacteria I complete	20.05
18105	Bacteria II complete	21.05
18191	Laryngeal 1 bacteria	21.91
18083	Bartonella henselae	20.83



Art. no.	Name	RAH
18044	Bacilli	20.44
18012	Beta haemolytic streptococci	20.12
18048	Bordetella bronchiseptica V	20.48
18049	Bordetella pertussis	20.49
18170	Borrelia afzelli	21.70
18171	Borrelia burgdorferi	21.71
18172	Borrelia duttoni	21.72
18173	Borrelia garinii	21.73
18174	Borrelia hermsii	21.74
18161	Borellia	21.61
18192	Borrelia toxin	21.92
18162	Brachyspira V	21.62
18050	Brucella abortus V	20.50
18051	Brucella melitensis V	20.51
18052	Brucella suis V	20.52

Art. no.	Name	RAH
18094	Campylobacter rectus / showae	20.94
18184	Chlamydia ovis V	21.84
18185	Chlamydia psittaci V	21.85
18186	Chlamydia trachomatis	21.86
18182	Chlamydiaceae	21.82
18183	Chlamydiaceae (feline) V	21.83
18054	Clostridia	20.54
18055	Clostridium botulinum V	20.55
18056	Clostridium fesi V	20.56
18057	Clostridium perfringens	20.57
18058	Clostridium septicum	20.58
18059	Clostridium tetani V	20.59
18060	Corynebacterium diphtheriae	20.60
18061	Corynebacterium xerosis	20.61
18187	Cowdria ruminantium V	21.87
18053	Coxiella burnetii V	20.53
18062	Cytophaga rubra	20.62
18128	EHEC	21.28
18013	Eikenella corrodens	20.13
18111	Enterobacter aerogenes	21.11
18110	Enterobacteriaceae complete	21.10
18112	Erwinia amylovora	21.12
18113	Erwinia carotovora	21.13
18063	Erysipelotrix rhusiopathiae V	20.63
18114	Escherichia coli	21.14
18064	Eubacterium suis	20.64
18065	Francisella tularensis V	20.65
18084	Fusobacterium necrophorum V	20.84
18099	Fusobacterium nucleatum	20.99
18014	Gaffkya tetragena	20.14
18066	Gardnerella vaginalis	20.66
18067	Haemophilus influenzae	20.67
18068	Haemophilus parasuis V	20.68
18069	Helicobacter pylori	20.69
18180	Intracellular bacteria (cell parasites) complete	21.80
18193	Caries bacteria	21.93
18115	Klebsiella pneumoniae	21.15
18010	Coccobacilli complete	20.10
18070	Lactobacillus acidophilus	20.70
18071	Lawsonia intracellularis	20.71
18072	Legionella pneumophila	20.72
18163	Leptospira canicola V	21.63
18164	Leptospira grippityphosa V	21.64
18165	Leptospira icterohaemorrhagiae	21.65
18166	Leptospira interrogans	21.66
18167	Leptospira pomona V	21.67
18168	Leptospiren (suis) V	21.68
18073	Listeria monocytogenes V	20.73
18074	Malleomyces mallei V	20.74
18015	Meningococcus	20.15
18027	Moraxella	20.27
18016	MRSA multidrug-resistant V	20.16

Art. no.	Name	RAH
18075	Mycobacteria phlei	20.75
18076	Mycobacteria tuberculosis	20.76
18151	Mycoplasma	21.51
18152	Mycoplasma agalactiae V	21.52
18153	Mycoplasma capricolum	21.53
18154	Mycoplasma mycoides V	21.54
18150	Mycoplasmae complete	21.50
18017	Neisseria gonorrhoea	20.17
18078	Nocardia asteroides	20.78
18077	Nocardia V	20.77
18080	Pasteurella multocida V	20.80
18079	Pasteurella V	20.79
18194	PIA Porcine Intestinale Adenomatose V	21.94
18095	Porphyromonea gingivales	20.95
18096	Prevotella intermedia	20.96
18081	Propionibacterium acnes	20.81
18116	Proteus mirabilis	21.16
18117	Proteus vulgaris	21.17
18082	Pseudomonas aeruginosa	20.82
18188	Rickettsiae	21.88
18119	Salmonella enteritidis	21.19
18120	Salmonella paratyphi	21.20
18121	Salmonella typhi	21.21
18118	Salmonellae	21.18
18028	Scarlatinum (scarlet fever)	20.28
18195	Pain-producing bacteria	21.95
18122	Serratia marcescens	21.22
18123	Shigella dysenteriae	21.23
18124	Shigella flexneri	21.24
18125	Shigella sonnei	21.25
18086	Sphaerotilus natans	20.86
18160	Spirochaetae complete	21.60
18085	Spirillum serpens	20.85
18019	Staphylococcus aureus	20.19
18018	Staphylococci	20.18
18021	Streptococcus lactis	20.21
18022	Streptococcus mitis	20.22
18023	Streptococcus pneumoniae	20.23
18024	Streptococcus pyogenes	20.24
18029	Streptococcus salivarius	20.29
18025	Streptococcus sp.	20.25
18020	Streptococcus	20.20
18040	Rod-shaped bacteria complete	20.40
18097	Tannerella forsythensis	20.97
18093	Treponema denticola	20.93
18169	Treponema pallidum	21.69
18196	Tuberkulinum burnetti	21.96
18026	Veillonella dispar	20.26
18190	Other bacteria complete	21.90
18127	Yersinia enterocolitica	21.27
18126	Yersinia V	21.26

SINGLE AMPOULES VIRUSES A - Z

Art. no.	Name	RAH
18334	A/H5N1	23.34
18211	Adenovirus	22.11
18261	AE virus V	22.61
18371	Seborrhoeic warts	23.71
18311	Borna virus	23.11
18351	BTV viruses V	23.51
18262	BVD virus V	22.62
18263	Caliciviruses (feline) V	22.63
18264	Chikungunya	22.64
18265	Coronaviruses (feline) V	22.65
18266	Coronaviruses (suis) V	22.66
18289	Coxsackie virus A7	22.89
18267	Coxsackie virus B1	22.67
18268	Coxsackie virus B4	22.68
18212	Cytomegalovirus (CMV)	22.12
18372	Molluscums contagiosum	23.72
18287	Dengue virus	22.87
18210	Double-strain DNA viruses complete	22.10
18350	Double-strain DNA viruses complete	23.50
18269	EAV virus	22.69
18240	Single-strain DNA viruses complete	22.40
18260	Single-stranded RNA viruses, Positive-strand RNA genome, complete	22.60
18270	Duck hepatitis virus V	22.70
18271	Enteroviruses	22.71
18213	Epstein-Barr virus (EBV)	22.13
18312	Equine influenza virus V	23.12
18352	FCo viruses V	23.52
18373	Condylomas	23.73
18353	FeL viruses V	23.53
18272	FHV viruses (feline herpes virus) V	22.72
18354	FIV viruses V	23.54
18374	Flat warts- verruca planum	23.74
18273	TBE	22.73
18375	Verrucae plantares	23.75
18331	H1N1	23.31
18332	H5N1	23.32
18274	Hepatitis A virus	22.74
18214	Hepatitis B virus	22.14
18275	Hepatitis C virus	22.75
18285	Hepatitis D virus V	22.85
18286	Hepatitis D virus V	22.86
18215	Herpes simplex 2.	22.15
18216	Herpes simplex (feline) V	22.16
18217	Herpes zoster	22.17
18319	HRSV	23.19
18222	Humanes Herpesvirus 8	22.22
18218	Human papilloma virus (HPV)	22.18
18291	Humanes T-lymphotropes virus 1	22.91
18292	Humanes T-lymphotropes virus 2	22.92



Art. no.	Name	RAH
18333	Influenza virus A and B	23.33
18221	JC viruses	22.21
18376	Juvenile warts	23.76
18313	Highly pathogenic avian influenza virus V	23.13
18276	KSP virus V	22.76
18314	Measles virus	23.14
18277	MKS virus V	22.77
18315	Mumps virus	23.15
18310	Negative-strain RNA-genome, unsegmented complete	23.10
18330	Negative-strain RNA-genome, segmented complete	23.30
18278	Norovirus	22.78
18241	Panleucopenia virus V	22.41
18219	Papilloma virus	22.19
18316	Parainfluenza	23.16
18242	Parvoviruses (suis) V	22.42
18377	Verrucae filiformes	23.77
18317	Porcine influenza virus V	23.17
18243	Porcine circovirus V	22.43
18279	PRRS viruses (suis) V	22.79
18355	Retroviruses	23.55
18280	Rhinovirus	22.80
18356	Rotaviruses	23.56
18357	Rotaviruses (suis) V	23.57
18288	Rubella (German measles)	22.88
18281	SVD virus V	22.81
18282	Tobacco mosaic virus	22.82
18283	Teschen virus V	22.83
18220	Varicella (chickenpox)	22.20
18284	VES virus V	22.84
18200	Viruses complete	22.00
18205	Viruses I complete	22.05
18305	Viruses II complete	23.05
18381	Viruses N.N.	23.81
18318	VSI virus (VSV)	23.18
18378	Common warts- verruca vulgaris	23.78
18370	Wart frequencies complete	23.70
18379	Warts N.N. warts recurrent	23.79
18380	Other viruses complete	23.80
18290	Zika viruses	22.90

SINGLE AMPOULES PARASITES A - Z

Art. no.	Name	RAH
18561	Acarus siro (flour mite)	25.61
18411	Ancylostoma brasiliense	24.11
18412	Ancylostoma caninum	24.12
18435	Anisakis simplex	24.35
18438	Ascaris lumbricoides	24.38
18421	Ascaris megaloccephala	24.21
18511	Balantidia	25.11
18512	Balantidium coli	25.12
18480	Tapeworms complete	24.80
18513	Besnoitia (lung)	25.13
18514	Blepharisma	25.14
18585	Blood parasites	25.85
18441	Capillaria hepatica (liver)	24.41
18515	Chilomastix cysts (rat)	25.15
18516	Chilomonas	25.16
18451	Clonorchis sinensis	24.51
18452	Cryptocotyle lingua	24.52
18563	Demodex canis V	25.63
18564	Demodex folliculorum (hair follicle mite)	25.64
18562	Dermatophagoides (dust mite)	25.62
18519	Dientamoeba fragilis	25.19
18488	Diphyllobothrium latum	24.88
18422	Dirofilaria immitis (heart worm)	24.22
18436	Dirofilaria repens	24.36
18481	Echinococcus granulosus	24.81
18482	Echinococcus multilocularis	24.82
18581	Echinoporyphium recurvatum	25.81
18453	Echinostoma revolutum	24.53
18520	Encephalitozoon cuniculi V	25.20
18521	Endolimax nana	25.21
18522	Endolimax tropica	25.22
18523	Entamoeba coli trophozoi	25.23
18524	Entamoeba gingivalis	25.24
18525	Entamoeba histolytica tro.	25.25
18423	Enterobius vermicularis	24.23
18454	Eurytrema pancreaticum	24.54
18455	Fasciola hepatica	24.55
18456	Fasciolopsis buski	24.56
18457	Fischoedrius elongatus	24.57
18458	Gastrothylax elongatus	24.58
18526	Giardia lamblia (troph.)	25.26
18413	Gyrodactylus	24.13
18440	Capillariae complete	24.40
18424	Haemonchus contortus	24.24
18410	Hookworms complete	24.10
18459	Hasstle sig. tricolor	24.59
18489	Hymenolepis diminuta	24.89
18582	Hypodereum conoideum	25.82
18527	Iodamoeba bütschlii	25.27



Art. no.	Name	RAH
18528	Iodamoeba bütschlii tropica	25.28
18551	Isospora belli	25.51
18549	Coccidia (bovine) V	25.49
18518	Coccidia (canis) V	25.18
18548	Coccidia (feline) V	25.48
18517	Coccidia (suis) V	25.17
18550	Cryptosporidia V	25.50
18529	Leishmania brasiliensis	25.29
18530	Leishmania donovani	25.30
18531	Leishmania mexicana	25.31
18532	Leishmania tropica	25.32
18533	Leucocytozoon	25.33
18425	Loa loa	24.25
18426	Macracanthorhynchus	24.26
18434	Macracanthorhynchus hirudinaceus	24.34
18460	Metagonimus Yokogawai	24.60
18437	Microfilaria	24.37
18560	Miltes / ticks / lice complete	25.60
18486	Moniezia expansa	24.86
18534	Myxobolus cerebralis	25.34
18535	Naegleria fowleri	25.35
18565	Neotrombicula autumnalis (harvest mite) V	25.65
18566	Notoedres cati V	25.66
18427	Onchocerca volvulus (tumor)	24.27
18467	Ornithonyssus (bird mite)	25.67
18428	Enterobius worms	24.28
18461	Paragonimus Westermani	24.61
18400	Parasites complete	24.00
18405	Parasites I complete	24.05
18505	Parasites II complete	25.05
18429	Passalurus ambiguous (rabbit worm)	24.29
18569	Pediculidae	25.69
18536	Plasmodium cynomolgi	25.36
18537	Plasmodium falciparum	25.37
18538	Plasmodium vivax	25.38
18586	Pneumocystis jiroveci (carinii)	25.86
18462	Prosthogonimus macro.	24.62
18510	Protozoa complete	25.10
18570	Pthirus pubis	25.70

Art. no.	Name	RAH
18539	Sarcocystis	25.39
18568	Sarcoptes scabiei (scabies)	25.68
18450	Trematodes / leeches complete	24.50
18463	Schistosoma haematobium	24.63
18464	Schistosoma mansoni	24.64
18420	Round worms/intestinal worms/ pin worms gesamt	24.20
18430	Stephanurus dentalus	24.30
18583	Stigeoclonium	25.83
18431	Strongyloides (filariform)	24.31
18483	Taenia pisiformis	24.83
18484	Taenia saginata	24.84
18487	Taenia serialis	24.87
18485	Taenia solium	24.85

Art. no.	Name	RAH
18540	Toxoplasma gondii	25.40
18432	Trichinella spiralis (muscle)	24.32
18541	Trichomonas vaginalis	25.41
18433	Trichuris sp.	24.33
18584	Troglodytella abrasseri	25.84
18542	Trypanosoma brucei	25.42
18543	Trypanosoma cruzi (brain)	25.43
18544	Trypanosoma equiperdum	25.44
18545	Trypanosoma gambiense	25.45
18546	Trypanosoma lewisi	25.46
18547	Trypanosoma rhodesiens	25.47
18465	Urocleidus	24.65
18580	Other parasites complete	25.80

SINGLE AMPOULES FUNGI A - Z

Art. no.	Name	RAH
18626	Acremonium	26.26
18641	Aflatoxin	26.41
18745	Alternaria	27.45
18771	Arcyria	27.71
18628	Aspergillus flavus	26.28
18611	Aspergillus fumigatus	26.11
18612	Aspergillus niger	26.12
18613	Aspergillus ochraceus	26.13
18627	Aspergillus versicolor	26.27
18629	Aureobasidium pullulans	26.29
18783	Botrytis	27.83
18711	Candida albicans	27.11
18712	Candida crusei	27.12
18713	Candida dattila	27.13
18714	Candida famata	27.14
18715	Candida glabrata	27.15
18716	Candida guilliermondii	27.16
18717	Candida kefyr	27.17
18718	Candida lusitaniae	27.18
18719	Candida parapsilosis	27.19
18720	Candida stellatoidea	27.20
18721	Candida tropicalis	27.21
18722	Candida viswanthii	27.22
18741	Chaetomium	27.41
18614	Cladosporium herbarum	26.14
18782	Claviceps purpureae (Ergot)	27.82
18781	Claviceps purpureae (Secale cornutum)	27.81
18751	Coccidioides immitis V	27.51
18723	Cryptococcus neoformans	27.23
18630	Curvularia	26.30
18742	Dematiaceae	27.42



Art. no.	Name	RAH
18631	Eurotium	26.31
18750	Filamentous fungi / dermatophytes, dimorphic fungi complete	27.50
18632	Fusarium oxysporum	26.32
18615	Geotrichum candidum	26.15
18642	Griseo fulvum	26.42
18710	Yeast fungus complete	27.10
18643	Helminthosporium dermatodeum (Cytochalasin B)	26.43
18760	Histoplasma	27.60
18772	Lycogala	27.72
18724	Malassezia V	27.24
18725	Malassezia furfur	27.25
18752	Microsporum canis	27.52
18753	Microsporum gypseum	27.53
18616	Monilia albicans	26.16
18617	Mucor mucedo	26.17
18618	Mucor racemosus	26.18
18784	Neurospora	27.84
18633	Paecilomyces variotii	26.33
18619	Penicillium camemberti	26.19
18636	Penicillium chrysogenum	26.36

18620	Penicillium frequentans	26.20
18621	Penicillium notatum	26.21
18622	Penicillium roqueforti	26.22
18743	Phoma	27.43
18600	Fungi complete	26.00
18605	Fungi I complete	26.05
18705	Fungi II complete	27.05
18623	Pullularia pullulans	26.23
18637	Rhizopus	26.37
18726	Rhodotorula rubra	27.26
18727	Saccaromyces cerevisiae	27.27
18610	Mould fungi	26.10
18640	Mould fungus toxines complete	26.40
18780	Ascomycota complete	27.80
18770	Mycetozoa complete	27.70
18740	Blackness-fungi, complete	27.40
18634	Scopulariopsis	26.34
18624	Scopulariopsis brevicaulis	26.24
18728	Sporothrix schenckii	27.28
18638	Stachybotrys	26.38
18773	Stemonitis	27.73

18635	Stemphylium	26.35
18644	Sterigmatocystin	26.44
18729	Torulopsis glabrata	27.29
18625	Torulopsis glabratis	26.25
18785	Trichoderma	27.85
18754	Trichophyton cutaneum	27.54
18755	Trichophyton mentagro	27.55
18756	Trichophyton rubrum	27.56
18757	Trichophyton terrestre	27.57
18758	Trichophyton verrucosum (trichophytia)	27.58
18730	Trichosporum capitatum	27.30
18731	Trichosporon cutaneum	27.31
18646	Trichothecene	26.46
18791	Tryptophanum	27.91
18744	Ulocladium	27.44
18792	Wallemia	27.92
18790	Other fungi complete	27.90
18645	Zearealenon	26.45
18759	Zymonema farciminosus	27.59

SINGLE AMPOULES OTHER A - Z

Art. no.	Name	RAH
18820	Acupuncture meridians complete	02.00
18940	Amino acids complete	10.00
18840	Electrosmog complete	04.00
18930	Enzymes complete	09.00
18860	Geopathic disorders complete	05.00
18900	Nutrients complete	07.00
18880	Acid-base balance, general	06.00
18920	Harmful substances complete	08.00
18800	Vitalisation complete	01.00



Connecting links

USEFUL ACCESSORY FOR DAILY USE

CONNECTING LINKS

The connecting links are not directly accessories for the bioresonance devices, but are expedient accessories for day-to-day use. Through various tests it has been found that wearing closed metal chains (e.g. around the neck or around the arm or ankle joint) weakens the entire body energetics. By means of the connecting links, available in silver and gold plated versions, the metal chains are interrupted in a safe way. For this purpose they are simply fixed between the connections of the chain.



Art. no.
402

Connecting link, gold-plated



Art. no.
403

Connecting link , silver plated

Biofield-forming devices

"OUR SOLUTION FOR LOCATION-BOUND INFLUENCES"

Location-bound disturbances often have a long-term influence on our organisms. For example, if our sleeping place is subject to high electric, magnetic or pulsed fields, these can disturb us throughout our sleep, a period which can take up almost a third of our life span, after all. Humans have no senses to detect these disturbances. We can neither, smell, taste, hear, feel nor see a phenomenon like electro-magnetic pollution, therefore we have no means of protection against it, we cannot run away or avoid it. The same goes for geological disturbance zones.

Bioresonance according to Paul Schmidt is applicable for all purposes of diagnosis as well as treatment and is very useful for evaluating the influences of location-bound burdens. This is important, because whenever a burden is affecting the organism for a certain period of time, typical disturbed frequency spectra appear in the body. If a disturbance of the corresponding frequency value is diagnosed, the therapist can see immediately that the client is suffering from electro-magnetic pollution or from the influence of some kind of geological disturbance zone, for instance. This alone is beneficial because now the patient can receive advice on how to reduce the specific burden.

But the bioresonance method according to Paul Schmidt has much more to offer for reducing these interferences. Therefore it made perfect sense to design instruments for harmonising the burdened frequency spectra of the organism to prevent disturbances from becoming manifest. So now the therapist, construction biologist or private user can rely on devices specifically designed to protect against electro-magnetic pollution and geopathic disturbance zones device which have been helpful for decades and have proven their value many thousands of times.

And best of all: Bioresonance according to Paul Schmidt is able to prove the efficiency of these devices – by showing the disturbance reduction of the frequency spectra in our organism.



For these devices there are interesting cell biological studies show that by means of such fundamental frequency values the regulation ability of cell structures can be affected very positive. The studies can be found at: www.rayonex.de/en/our-service/scientific-research-and-knowledge.

MINI-RAYONEX

Art. no.
2033

Rayonex Biomedical GmbH has been manufacturing the Mini-Rayonex for over 30 years now. More than a 100,000 units have been produced so far. As per the 7th of December, 2015, it will be replaced by a new Mini-Rayonex with a stronger intensity.

In our experience, there are many other frequency spectra that are able to activate regulations in our organism, like the frequency spectrum of sunlight regulates the vitamin D balance, the pigmentation and the formation of melatonin. Guided by the principles of bioresonance according to Paul Schmidt the fundamental frequency value 12.5 was integrated into the Mini-Rayonex through a dipole antenna system. Cell biological investigations reveal that this could have a very positive impact on the cell metabolism and the fundamental regulatory capacity of the organism for self-regulation. The studies can be found at: www.rayonex.de/studien

The Mini-Rayonex can be cleaned with a humid cloth, rinsing off under running water is not necessary.

Instructions for use: While lying down and with the label face up, bring the Mini-Rayonex into contact with your body or that of an animal (max. 2 m distance to the body), preferably at night. Should you carry the Mini-Rayonex in your pocket, then please make sure that the label points away from the body.

Dimensions: 9.5 cm x 5.5 cm x 2.0 cm

Weight: 80 g



Mini-Rayonex, set of 5 pcs.

Art. no.
20319

Electric and magnetic fields can be found in our highly technological world virtually everywhere. Wherever electricity is used, these fields exist. Whether in the office or at home - and unfortunately also in the bedroom - we are often exposed to these fields throughout the day. When examining people who were exposed to electric and magnetic alternating fields for a long time with bioresonance according to Paul Schmidt, you will always find the same resulting regulation deficits.

Bioresonance according to Paul Schmidt describes these deficits through a total of six special fundamental frequency values (22.50; 40.00; 77.50; 78.50; 89.50; 99.50).

Exactly these six fundamental frequency values have been integrated into the six dipole antenna systems of the ELO-RAYEX in accordance with the principles of bioresonance according to Paul Schmidt.

The ELO-RAYEX can be cleaned with a humid cloth, rinsing off under running water is not necessary.

For these devices there are interesting cell biological studies show that by means of such fundamental frequency values the regulation ability of cell structures can be affected very positive. The studies can be found at: www.rayonex.de/en/our-service/scientific-research-and-knowledge.



CAR-RAYEX

Art. no.
4052

During a car journey the passengers are exposed to various burdens. Constant and alternating electric or magnetic fields, pulse-modulated fields generated by mobile phones or Bluetooth as well as stress are typical burdens during a car ride. The same applies to bus and train journeys. An examination with bioresonance according to Paul Schmidt shows, that people who were exposed to these burdens, always show the same resulting regulation deficits.

Bioresonance according to Paul Schmidt describes these deficits through a total of six special fundamental frequency values (12.50; 82.60; 87.79; 99.75; 86.85; 99.50).

Exactly these six fundamental frequency values have been integrated into the six dipole antenna systems of the CAR-RAYEX in accordance with the principles of bioresonance according to Paul Schmidt and can be harmonized in the organism.

The CAR-RAYEX can be cleaned with a humid cloth, rinsing off under running water is not necessary.

For these devices there are interesting cell biological studies show that by means of such fundamental frequency values the regulation ability of cell structures can be affected very positive. The studies can be found at: www.rayonex.de/en/our-service/scientific-research-and-knowledge.



HF-RAYEX

Art. no.
4053

Pulse-modulated radiation from mobile phones, cord-less phones or wireless routers can be found in our highly technological world virtually everywhere. Wherever this type data transmission is used, these fields exist. Whether in the office or at home - and unfortunately also in the bedroom - we are often exposed to these fields throughout the day. When examining people who were exposed to pulse-modulated fields for a long time with bioresonance according to Paul Schmidt, you will always find the same resulting regulation deficits.

Bioresonance according to Paul Schmidt describes these deficits through a total of six special fundamental frequency values (22.50; 34.57; 65.11; 78.65; 86.85; 87.79).

Exactly these six fundamental frequency values have been integrated into the six dipole antenna systems of the HF-RAYEX in accordance with the principles of Bioresonance according to Paul Schmidt and can be harmonized in the organism.

The HF-RAYEX can be cleaned with a humid cloth, rinsing off under running water is not necessary.

For these devices there are interesting cell biological studies show that by means of such fundamental frequency values the regulation ability of cell structures can be affected very positive. The studies can be found at: www.rayonex.de/en/our-service/scientific-research-and-knowledge.



COLLECTION

Art. no.
4060

The scope of delivery includes the MINI-RAYONEX, ELO-RAYEX, HF-RAYEX and CAR-RAYEX



Duplex and Rayonators

Electric and magnetic fields can be found in our highly technological world virtually everywhere. Wherever this type of data transmission is used, these fields exist. Whether in the office or at home - unfortunately also in bedrooms or stables - we are often exposed to these fields all day long.

When examining people or animals who were exposed to pulse-modulated fields for a long time with bioresonance according to Paul Schmidt, you will always find the same resulting regulation deficits. Bioresonance according to Paul Schmidt characterizes these deficits through a total of ten special basic frequency values (23.67; 26.76; 34.57; 78.65; 79.55; 86.85; 87.79; 88.64; 99.30; 99.75).

Precisely these ten basic frequency values were integrated, according to the principles of bioresonance according to Paul Schmidt, in the Rayonators using ten dipole antenna systems. Studies of cell biology show that using these basic frequency values the organism's capacity for regulations can be very positively influenced. The studies can be found at: www.rayonex.de/studien

Use: Set up the Rayonators in upright position next to a duplex biofield emitter (Duplex III or Duplex IV) and connect both devices with the 20 cm-long connection cable included with delivery.

RAYONATOR WITH SPECIAL ADJUSTMENT

Art. no.
327

One of the most successful methods of bioresonance according to Paul Schmidt is the range value test. With this bioresonance method, the individually necessary resonance spectrum is tested and then harmonised. During the test, base frequency values that have to be harmonised very tenaciously are repeatedly noticed, which can be fixed in a Rayonator and are therefore directly and quickly available for harmonisation. Up to 10 different basic frequency values can be integrated in one Rayonator. The Rayonator with special adjustment is manufactured individually according to your specifications.

The article number 327 refers to a Rayonator with two individually adjustable basic frequency values.

The scope of delivery includes a spherical detector and a 1.5 m connection cable.



ALLERGEN TRANSFER RAYONATOR

Art. no.
32703

For allergen testing and allergen harmonisation, a Rayocomp PS 1000 polar 4.0 uses five so-called transfer frequencies from the Schumann frequency band. The appropriate five basic frequency values are (7.50) (7.83) (8.50) (9.50) (10.00)

So that the five transfer values can also be used without a Rayocomp PS 1000 polar 4.0, this allergen transfer Rayonator was developed, which is set to the five values mentioned. As shown in the picture, a protective cup with allergens and detectors can then be connected for transfer.



CHAKRA-RAYONATOR

Art. no.
32704

Each of the seven chakras of the human body can be described by means of bioresonance according to Paul Schmidt with a basic frequency value. The Chakra-Rayonator contains the seven basic frequency values of the chakras. Via connected detectors, the frequencies can be applied to the body and harmonised.



E-SMOG RAYONATOR II WITH 0.2 M CONNECTION CABLE

Art. no.
32740

Six integrated frequency spectra:
22.50 | 40.00 | 77.50 | 78.50 | 89.50 | 99.50



E-SMOG RAYONATOR II WITH GROUNDING CABLE

Art. no.
32741

Six integrated frequency spectra:
22.50 | 40.00 | 77.50 | 78.50 | 89.50 | 99.50



HIGH-FREQUENCY RAYONATOR III WITH 0.2 M CONNECTION CABLE

Art. no.
32745

Ten integrated frequency spectra:
23.67 | 26.76 | 34.57 | 78.65 | 79.55
86.85 | 87.79 | 88.64 | 99.30 | 99.75



HIGH-FREQUENCY RAYONATOR III WITH GROUNDING CABLE

Art. no.
32746

Ten integrated frequency spectra:
23.67 | 26.76 | 34.57 | 78.65 | 79.55
86.85 | 87.79 | 88.64 | 99.30 | 99.75



DUPLEX III LARGE, WITH EARTHING CABLE

Art. no.
230

In line with bioresonance according to Paul Schmidt, those frequency spectrum which have a de-stabilising effect on the organism (grids, underground watercourses, geological faults, etc.) have been determined many years ago. The duplex bio-field forming devices have inside a resonance system which is attuned precisely to the frequency spectrum of the geological interference zones. These are emitted into a given space via the Duplex bipolar – with regulating effects for human beings. The duplex comes in two different sizes to suit different intensity requirements. Due to the greatly increased loads, it is not surprising that a large Duplex is used in over 90% of cases.

Very often, however, in addition to strong geopathic stress, electrosmog also occurs at the same time. With the E-Smog-Rayonator an excellent possibility is available to extend the Duplex III, which – as already described – is especially designed for geopathic stress, also for stress caused by electrosmog.

In analogy to the human body in which a given organ is controlled based on more than one frequency, electrosmog is characterised by several points of resonance. The frequency analysis of an electric and magnetic field using the bioresonance method according to Paul Schmidt results in six basic



frequency values: (22.5) (40.0) (77.5) (78.5) (89.5) and (99.5).

Weight 3.58 kg, Height 49.5 cm

Ever since the establishment of Rayonex, we have been focussed on the development of bio-field forming devices. In line with bioresonance according to Paul Schmidt, those frequency spectrum which have a de-stabilising effect on the organism (grids, underground watercourses, geological faults, etc.) have been determined. The duplex bio-field forming devices have inside, a resonance system which is attuned precisely to the frequency spectrum of the geological interference zones. These are emitted into the room by the Duplex bipolar, which has a regulating effect on people in line with bioresonance according to Paul Schmidt.

Why was the new development of the Duplex IV necessary? The reason behind the new development is the changed environmental conditions which affect not only us, but also the bio-field forming devices. Due to the increased stress potential, the old Duplex devices can no longer supply the frequency spectrum in the original and necessary intensity. First and foremost, it is electrosmog which has greatly increased, making it necessary to come up with a new development. The Duplex III generation has already been optimised to take into account the changed environmental conditions. If the geopathic stresses are not too high, these devices can still be used, no question. However, if high levels of stress caused by electrosmog are pre-sent – caused mainly by pulse-modulated radiation – the new Duplex IV is recommended: it is currently the most powerful bio-field forming device in the Rayonex range.

By using bioresonance according to Paul Schmidt, the reduced stress potential becomes evident following installation of the Duplex IV. This process can sometimes take anything up to six months.

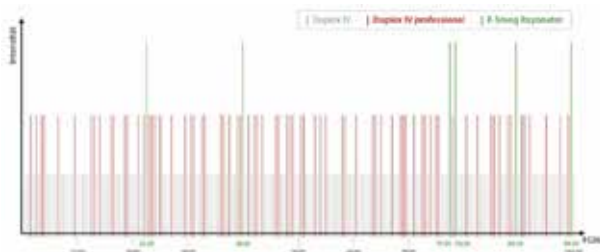
To ensure that the device's polarity remains unchanged despite exposure to heavy burdens, it is made entirely from a special stainless steel alloy. This does away with the earthing of the device which used to be required. Additionally, the intensity of the emitted frequencies is increased. The new Duplex IV is also insensitive to the negative influences of the installation site.



Please note that the Duplex IV has been developed mainly with the aim of reducing geopathic stresses. If the device is also to be used to combat stresses caused by electrosmog, combination with other Rayonators is essential (see the E-Smog Rayonator II, the HF-Rayonator III).

Duplex IV, made by stainless steel, without earthing cable

Everyone picks up a wide range of burdens from their work or home environments or any other place they spend a lot of time. These can range from geopathic burdens, to burdens caused by electrosmog, environmental toxins, pollutants and mould. If you test a group of people living in the same environment, you will find more than one type of burden as burdens can be picked up at home, at work or children may pick them up from their school environment. How can we tackle these individual burdens? By adapting a biofield forming device to the individual burdens! The new Duplex IV professional is designed specifically for this purpose. A saliva sample is taken from each member of the family to test for over 189 biologically associated resonance values. These are used to discover the burdens that affect this group of people. The resonance values are determined using the Rayocomp PS 1000 polar or a Rayocomp PS 10 bioresonance device by measuring the energy and subsequently transferring the values to the Duplex IV via a special programming cable. The result is an individualised, biofield forming device for the family. The graph illustrates this correlation.



The graph shows the intensity of the different fundamental frequency values in the environment which need to be harmonized by the Duplex IV professional. The Duplex IV (and, of course, the Duplex IV professional) displays an intensity for each of the 200 important fundamental frequency values (shown in grey) and in this way provides basic harmonization to the area surrounding the Duplex IV. Measuring the 189 biological fundamental frequency values tests the resonance values in the vicinity of the Duplex IV that are biologically important to human beings. After measurement, 74 resonance values (shown in red), for example, can be transferred by the building biology metrologist to the Duplex IV professional via the programming cable. If there is any particularly heavy burden caused by electrosmog or pulse-modulated radiation, this can be observed



by connecting a corresponding Rayonator to the Duplex IV professional (shown in green).

Since the burdens that affect family members may change, or new members may enter the family, a new measurement can be performed and the updated resonance values transferred to the Duplex IV professional. Thus, the Duplex IV professional can adapt to the needs of the family at any time. This makes it a perfect, future-orientated investment in the health of the family.

Important information:

The testing of the 189 building biology measurement values and the storage of the found resonance values on the Duplex IV professional are carried out exclusively by the building biology measurement technicians trained at the Paul Schmidt Academy. Therefore, a Duplex IV professional can only be set up by a building biology measurement technician with additional training in bioresonance according to Paul Schmidt.



Food supplements

Rayobase®, Rayovita®, Rayoflora® and Rayosole® plus are holistic food supplements and cosmetics, developed based on energetic principles using the bioresonance according to Paul Schmidt. Even if orthodox medicine has yet to recognise this approach, we not only assess the material attributes of our dietary supplements and cosmetics, but also their energetic / astral characteristics. Using the bioresonance according to Paul Schmidt we measure the oscillation patterns of individual raw materials and adapt these to one another and to the human organism.

Bioresonance according to Paul Schmidt operates on the principle that self-regulation can be stimulated by frequencies. In a way that sunshine as a frequency spectrum can stimulate the production of e.g. vitamin D or pigments, based on our experience there are far more frequencies with the associated regulatory regions.

Rayo®-Pure

Holistic dietary supplement with plant extracts, algae, alpha lipoic acid, MSM and glutathione

Rayobase®

Holistic food supplements for balanced acid-base processes.

Rayovita®

A holistic dietary supplement containing a balanced combination of trace elements and vitamins.

Rayoflora®

A holistic dietary supplement containing a balanced combination of microbial cultures.

Rayosole® plus

A holistic bath additive supporting the excretion of natural metabolites through the skin.

Holistic food supplement with plant extracts, algae, alpha lipoic acid, MSM and glutathione.

DAILY DOSE AND RECOMMENDED INTAKE

Take 2 x 1 capsule of Rayo®-Pure every day for the first week. Increase your intake then to 2 x 3 capsules daily.

Take Rayo®-Pure 1/2 hour before the meal with sufficient liquid (at least 200 ml of still water).



Molybdenum contributes to a normal metabolism of sulphurous amino acids. Vitamin C helps to protect the cells from oxidative stress.

INGREDIENTS

Coating agent: hydroxypropylmethylcellulose (capsule shell), chlorella powder, methylsulfonylmethane (MSM), cranberry extract (contains proanthocyanidin), spirulina powder, α lipoic acid), ground horsetail, ground goldenrod, potassium carbonate, curcuma extract, artichoke powder (contains cynarin), nettle leaf extract, ground dandelion, reduced L-glutathione, acerola extract (contains vitamin C), tri-magnesium phosphate 5-hydrate, milk thistle extract (contains silymarin), parsley powder, tri-calcium phosphate, black pepper extract (contains piperine), kelp extract (contains iodine), silica; zinc gluconate, rock salt, haematococcus pluvialis extract (contains astaxanthin), sodium molybdate

Rayo® -Pure is free of animal protein, gluten, milk, lactose and yeast and is suitable for vegetarians and vegans.

NUTRITIONAL INFORMATION

Ingredients	per daily dose	% NRV*
α-lipoic acid	200 mg	-
Acerola extract (17 % vitamin C)	70.6 mg	-
of which vitamin C	12 mg	15
Artichoke powder	80 mg	-
of which cynarin	2 mg	-
Stinging nettle leaf extract	75 mg	-
Chlorella powder	500 mg	-
Cranberry extract	250 mg	-
of which proanthocyanidin	15 mg	-
Curcuma extract	100 mg	-
of which curcuminoids	95 mg	-
Ground goldenrod cabbage	150 mg	-
Haematococcus pluvialis extract	5 mg	-
of which astaxanthin	0.1 mg	-
Kelp extract (0,5 % iodine)	9 mg	-
of which iodine	45 µg	30
Silica	7.5 mg	-
Reduced L-glutathione	75 mg	-
Ground dandelion weed	75 mg	-
Milk thistle extract	62.5 mg	-
of which silymarin	50 mg	-
Methylsulfonylmethane (MSM)	400 mg	-
Molybdenum	5 µg	30
Parsley powder	50 mg	-
Ground horsetail herb	150 mg	-
Black pepper extract	20 mg	-
of which piperine	19 mg	-
Rock salt	5 mg	-
Spirulina powder	210 mg	-

* Sewing material reference values according to LMIV

Rayobase® is an alkaline food supplement in powder form (pH 9.3). Minerals are vital compounds and thus essential for the organism. Apart from the minerals potassium, calcium and magnesium Rayobase® contains the trace elements zinc and silica.

DAILY DOSE AND RECOMMENDED INTAKE

Drink a sachet of Rayobase® 2x daily, dissolved in water, approx. 30 minutes before a meal or approx. 2 hours after a meal. Open the sachet at the tear notch. Add the content of a sachet in a glass of lukewarm water (200 – 250 ml). Stir in Rayobase® with a plastic spoon. There is no need for Rayobase® to be completely dissolved.

INGREDIENTS

Sodium hydrogen carbonate, calcium carbonate, magnesium carbonate, potassium carbonate, zinc gluconate, silica

Rayobase® is free of animal protein, gluten, milk, lactose, fructose and yeast. Rayobase® is suitable for vegetarians and vegans. Magnesium contents over 250 mg may produce laxative effects in susceptible individuals.



NUTRITIONAL INFORMATION

Ingredients	per daily dose	% NRV*
Calcium	750 mg	94
Potassium	520 mg	26
Magnesium	350 mg	93
Silica	60 mg	-
Zinc	11 mg	110

* Sewing material reference values according to LMIV

Zinc contributes to a normal acid-base metabolism. Furthermore it protects cells against oxidative stress and it strengthens the immune system. Magnesium, calcium and potassium contribute to a normal muscle function. Magnesium and potassium support the nervous system. Calcium and magnesium ensure a normal energy metabolism and maintain bones and teeth. Calcium supports the digestive enzymes.

RAYOBASE® CAPSULES

Art. no.
3416

Rayobase® powder is also available filled into capsules. The formula is identical. Because Rayobase® tastes different to everyone, Rayobase® in capsules significantly facilitates the consumption. Especially at the start.

Rayobase® capsules are acid resistant plant-based capsules. Therefore the Rayobase® capsules are also suitable for vegetarians and vegans.

DAILY DOSE AND RECOMMENDED INTAKE

Take 3 × 3 capsules daily, 30 minutes before a meal or 2 hours after a meal. Drink plenty (min. 250 ml), only still water.

INGREDIENTS

Sodium hydrogen carbonate, calcium carbonate, magnesium carbonate, potassium carbonate, capsule (filling agent: hydroxypropylmethylcellulose, thickening agent: gellan gum), zinc gluconate, silica



NUTRITIONAL INFORMATION

Ingredients	per daily dose	% NRV*
Calcium	700 mg	88
Potassium	485 mg	24
Magnesium	325 mg	87
Silica	56 mg	–
Zinc	10 mg	100

* Sewing material reference values according to LMIV

RAYOVITA®

Art. no.
3420

Not only mineral substances, but also trace elements and vitamins are essential nutrients. They are also rather scarce goods in our food, especially when your diet is unbalanced and lacks variation or you have special nutritional specific needs.

Rayovita® contains a balanced combination of trace elements and vitamins.

DAILY DOSE AND RECOMMENDED INTAKE

Drink a sachet of Rayovita® dissolved in water 1 x daily. It can be taken best before lunch. Open the sachet at the tear notch. Add the content of a sachet in a glass of water (200 – 250 ml). Stir in Rayovita® with a plastic spoon. There is no need for Rayovita® to be completely dissolved.



INGREDIENTS

Inulin, magnesium citrate, acerola powder, dextrose, iron-II-fumarate, **DL-alpha-tocopherylacetate (soja)**, zinc gluconate, nicotinamide, chromium-III-chloride, sodium selenate, calcium-D-pantothenate, retinulacetate, manganese-II-sulfate, pyridoxinhydrochloride, grape seed powder, thiaminhydrochloride, riboflavin, pteroylmonoglutamin acid, biotin, sodium molybdate, cyanocobalamin

- ✓ Zinc contributes to a normal acid-base metabolism.
- ✓ Iron, manganese, biotin, pantothenic acid, vitamin B1, B2, B6 and B12 and vitamin C contribute to a normal energy metabolism.
- ✓ Biotin, niacin, vitamin B1, B6 and B12 and vitamin C support the nervous system
- ✓ Biotin, folic acid, vitamin B1, B6 and B12 and vitamin C support the psyche.
- ✓ Iron, folic acid, selenium, vitamin A, B6, B12, C and zinc support the immune system.
- ✓ Manganese, vitamin B2, selenium, vitamin C, vitamin E and zinc protect the cells against oxidative stress. Furthermore Rayovita® contains the secondary plant substances OPC from grape seed extract
- ✓ Iron, folic acid, vitamin B2, B6, B12 and vitamin C reduce fatigue and weariness.
- ✓ Biotin, niacin, vitamin B2 and vitamin A maintain the mucous membrane.

NUTRITIONAL INFORMATION

Ingredients	per daily dose	% NRV*
Vitamin A	400 µg RE	50
Vitamin E	12 mg - -TE	100
Vitamin C	60 mg	75
Vitamin B1	1.1 mg	100
Vitamin B2	1.4 mg	100
Niacin	16 mg NE	10
Vitamin B6	1.4 mg	100
Folic acid	200 µg	100
Vitamin B12	2.5 µg	100
Biotin	50 µg	100
Pantothenic acid	6 mg	100
Iron	4 mg	29
Zinc	2.25 mg	23
Selenium	30 µg	55
Chromium	30 µg	75
Manganese	1 mg	50
Molybdenum	25 µg	50
Magnesium	67.6 mg	18
Inulin	0.88 g	-
Dextrose	0.05 g	-
Grape seed powder	2.2 mg	-

* Sewing material reference values according to LMIV

Tests with bioresonance according to Paul Schmidt revealed that it makes sense not to combine trace elements and vitamins directly with mineral substances. Therefore we offer a mineral substance product (Rayobase®) and a trace element and vitamin product (Rayovita®).

Rayovita® is free of animal protein, gluten, milk, lactose, fructose and yeast.
Rayovita® is suitable for vegetarians and vegans.

Trillions of bacteria populate our intestines - the gut microbiota. Microorganisms live with us, people, in symbiosis - a community between men and bacteria with mutual benefits.

Rayoflora® contains a balanced combination of microorganisms.

BACTERIA CONCENTRATION

At least 1×10^9 /g (2×10^9 /g per sachet)

DAILY DOSE AND RECOMMENDED INTAKE

Drink a sachet of Rayoflora® dissolved in water 1 x daily. They can be taken best in the evening before going to bed or half an hour before breakfast. Open the sachet at the tear notch. Add the content of a sachet in a glass of lukewarm water (150 – 200 ml). Stir in Rayoflora® with a plastic spoon. Allow the Rayoflora® to stand for 10 minutes before drinking. There is no need for Rayoflora® to be completely dissolved.

INGREDIENTS

Rice starch, maltodextrin, inulin, bacterial cultures (Bifidobacterium bifidum, Bifidobacterium infantis, Bifidobacterium lactis, Bifidobacterium longum, Enterococcus faecium, Lactococcus lactis, Lactobacillus acidophilus, Lactobacillus casei, Lactobacillus plantarum, Lactobacillus rhamnosus, Lactobacillus salivarius, Bacillus coagulans), fructooligosaccharides, enzymes (amylase), vanilla extract



NUTRITIONAL INFORMATION

Ingredients	per daily dose	% NRV*
Inulin	0.26 g	-
Bacterial cultures	0.11 g	-
Fructooligosaccharides	0.04 g	-

* Sewing material reference values according to LMIV

**Rayoflora® is free of animal protein, gluten, milk, lactose, fructose and yeast.
Rayoflora® is suitable for vegetarians.**

RAYOSOLE®PLUS, 100 G

Art. no.
3441

PARTNER OF RAYOBASE®

The central acid excretion organs are the kidneys. However, the kidneys cannot arbitrary excrete acids. When the acid level is too high the kidneys are put under stress. To relieve the kidneys there are alkaline baths.

Rayosole® plus is a basic mineral bath salt suitable for alkaline full baths and foot baths, alkaline wraps and socks. Rayosole® plus may also support the natural excretion of acids through the skin.



Essential ingredients of Rayosole® plus

High quality German rock salt from Germany (fossil salt) and green mineral clay, an argillaceous rock and a volcanic ash weathering product. It is rich in basic components like calcium, potassium, magnesium, sodium, and many trace elements.

DOSING

Approx. three heaped tablespoons for a full bath, alkaline wrap or socks.

INGREDIENTS

Sodium carbonate monohydrate, sodium hydrogen carbonate, rock salt, magnesium trisilicate, green mineral clay

RAYOSOLE®PLUS, 1000 G

Art. no.
3442

This is the standard size of Rayosole®plus; it contains 1,000 g of high-quality bath salts and 8 pH sticks allowing you to test and optimally adjust the bath water. Depending on how hard the water is, the contents suffice for at least ten full body baths or about 70 foot baths.



RAYOSOLE®PLUS, 3000 G

Art. no.
3443

The Rayosole®plus multipack contains a total of 3,000 g in three 1,000 g bags. Rayosole®plus 3000 g contains the least amount of packaging material and is therefore highly recommended. In addition, the price is very attractive compared to the 1,000 g box.



RAYOSOLE®PLUS SET

Art. no.
3444

The perfect introduction to the world of alkaline bathing: the Rayosole®plus set.

This kit contains 1 kg of Rayosole®plus and 100 pH sticks that make it easy to find the right pH value for the bathwater and also to measure the intrinsic urine pH.

Also included is the book "Basisches Baden" with detailed information on alkaline bathing.

The entire set is not only a perfect gift for others, but also for yourself.



RAYOSOLE®PLUS, STORAGE JAR

Art. no.
34440

The storage jar is the perfect container for your precious Rayosole®plus bath salts and harmoniously blends in with your bathroom. The storage jar can hold up to 1,000 g Rayosole®plus; its ground glass lid makes it air- and watertight, thus protecting the contents. Especially for the many users who opt for the 3,000 g multipack (which requires the least packaging material), the storage jar is the perfect choice for storing Rayosole®plus. The Rayosole plus logo features on the outside of the glass, which not only looks good but ensures that there is no confusion regarding the content.



100 PH STICKS

Art. no.
3440

The pH sticks provide an easy way to determine the right pH value for the water. However, the pH sticks are also ideally suited to determine the pH value of one's own urine. The pack contains 100 sticks which can be extracted separately.



HINGED TIN RAYOBASE

Art. no.
3454

So that the Rayobase capsules can be transported just as easily as the sachets, a handy small hinged tin has been developed - so-called Rayobase to go. Herein you can place enough Rayobase capsules for approx. three days. The hinged tin is so small that it fits in almost every handbag.



RAYONEX DIETARY SUPPLEMENTS TEST SET

Art. no.
3452

This test ampoule set contains test ampoules of the dietary supplements Rayo®-Pure, Rayobase®, Rayovita®, Rayoflora® and the basic bath additive Rayosole® plus.

Various methods can be used to determine whether the consumption of one of the Rayonex nutrient products or the use of Rayosole®plus is recommended or not. This requires test ampoules containing the original substance.

The total of six ampoules are supplied in a package that both protects the ampoules and allows easy removal. Also included in the scope of delivery is the brochure "Description for the use of the test ampoules" (art. no. 3480DE).

The content of the test ampoules are not suitable for consumption.





Training as certified bioresonance therapist according to Paul Schmidt

More than 1000 new therapists worldwide use bioresonance according to Paul Schmidt every year. The focus is on the efficient and successful use of the Rayocomp PS 10 and the Rayocomp PS1000 polar 4.0 as well as the cause-oriented approach.

For a long time, Rayonex Biomedical GmbH has pursued the goal of standardizing the application of bioresonance according to Paul Schmidt. The Rayonex Wiki, which now has more than 530 training videos, was a first step in that direction. From our point of view, the enormous therapeutic successes of the system can only be compared by a standardized application and will ultimately be usable again for all. Now training with the Rayonex Wiki is an important component and indispensable as a constant source of information.

In addition, however, there is great national and international interest in intensive, personal training.

In almost one year of development work, the new 5-day course for certified bioresonance therapists according to Paul Schmidt was born. A team of 14 bioresonance experts developed the new training course.


In the five-day course, a total of 15 training modules with more than 500 slides present all the essential

basics of bioresonance applications and then put them into practice on the devices. The course ends on the fifth day with a 45 minute exam. After passing the exam, each course participant receives his training certificate and the appointment: **Certified bioresonance therapist according to Paul Schmidt®**


The courses will take place in the Sauerland Pyramids in Lennestadt-Meggen. They start each morning at 09.00 clock. This is followed by a lunch break from 12.30 to 13.30. The courses end at about 17.30 pm.

Lunch is already included in the course fee and will take place in the Galileo Park of the Sauerland Pyramids, if needed.

Two experienced trainers supervise a maximum of 5- students during the 16 day course, so that an individual training can be carried out. Devices (Rayocomp PS 10, Rayocomp PS 1000 polar 4.0 and accessories) will be provided for the duration of the course, as well as comprehensive course materials. All persons who practice a healing profession are eligible to participate. Previous knowledge of bioresonance is not mandatory.



Presented by:



Rayonex Biomedical GmbH
Sauerland-Pyramiden 1, 57368 Lennestadt (Germany)

Tel.: +49 2721 6006-0 | Fax: +49 2721 6006-66
info@rayonex.de | www.rayonex.de

© Art. no.: 90037EN | Rev001 | Version: 07.01.2020